

MOVE IN 32 round

trimless


063-8111517F 063-8811117 002-90742



Project / Type _____

Notes _____

Count / Date _____



General

Ceiling , Semi-Recessed _____

white , RAL 9016 ¹ _____

IP20 _____

795 lm _____

fixture 91 lm/W² _____

LED

3000 K _____

CRI ≥ 90 _____

L80 / 50000 h _____

initial MacAdam ≤ 2 SDCM _____

R_g: 100 , R_f: 91 , R_{f(1-15)}: 88 _____

MR 0.59 _____

MDER 0.53 _____

Optical

flood _____

beam angle 34° _____

PstLM ≤ 1.0 ³ _____

SVM ≤ 0.4 ³ _____

Electrical

non DIM _____

220-240 V _____

system 11.7 W _____

fixture 8.7 W _____

36 V_f _____

250 mA _____

PC2 _____

Physical

trimless _____

diameter 63 mm _____

height 92 mm _____

0.35 kg _____

Cutout

diameter 54 mm _____

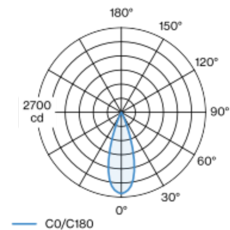
min. ceiling thickness 9 mm _____

max. ceiling thickness 25 mm _____

recessed depth 110 mm _____

Round spotlight element in aluminium; surface white powder coated; installation without tools in mounting set due to patented ball catch system; for trimless installation in plasterboard ceilings; suitable for ceiling thickness of 9-25 mm; special mounting tool for easy installation of the trimless housing available as an accessory; spotlight element height adjustable without tools: flush with the ceiling, or extended 25 mm or 35 mm; passive cooling of the LEDs through improved heat sink geometry; with COB (Chip on Board) technology for maximum efficiency; no appearance of multiple shadows; light colour 3000 K; binning initial MacAdam ≤ 2 SDCM; CRI ≥ 90; min. 80% of luminous flux after 50000 operating hours; energy efficient LEDs with high CRI; high quality, aluminium, vapour deposition coated reflector with faceted lens design; precise radiation characteristic with 34° beam; good glare control through recessed light point level; optical attachment available as accessory; accessories are listed separately; degree of protection IP20; PC2; 220-240 V; incl. converter, non dimmable; converter wired secondary side; light source replaceable by an authorized professional; control gear replaceable by an authorized professional;


Light distribution



flood 34°

h (m)	E0° (lx)	ø (m)
1	2590	0.61
2	650	1.21
3	290	1.82
4	160	2.42
5	100	3.03

Product drawing



¹ RAL code

² FIXTURE: incl. consideration of optical losses & internal control unit losses SYSTEM: incl. consideration of optical losses, internal control unit losses & operating device efficiency.

³ Value of containing product at full load (undimmed)

Installation instructions



Lighting calculator

