

# MOVE IN 45 square

trim

063-8421418M 063-8842117 002-90724



Project / Type
Notes
Count / Date



## General

Ceiling , Semi-Recessed
black , RAL 9005 <sup>1</sup>
Mounting set traffic white
IP20
1200 lm
fixture 89 lm/W <sup>2</sup>

## LED

2700 K
CRI ≥ 90
L80 / 50000 h
initial MacAdam ≤ 2 SDCM
R <sub>g</sub> : 99 , R <sub>f</sub> : 91 , R <sub>(1-15)</sub> : 89
MR 0.53
MDER 0.48

## Optical

medium
beam angle 24°
PstLM ≤ 1.0 <sup>3</sup>
SVM ≤ 0.4 <sup>3</sup>

## Electrical

non DIM
220-240 V
system 15.9 W
fixture 13.5 W
36 Vf
400 mA
PC2

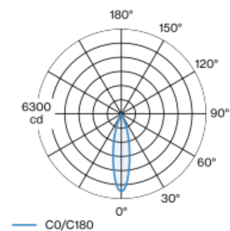
## Physical

trim
diameter 78 mm
height 105 mm
0.48 kg

## Cutout

diameter 70 mm
min. ceiling thickness 2 mm
max. ceiling thickness 25 mm
recessed depth 180 mm

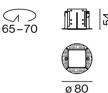
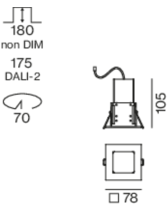
## Light distribution



medium 24°

h (m)	E0° (lx)	ø (m)
1	5780	0.43
2	1440	0.86
3	640	1.30
4	360	1.73
5	230	2.16

## Product drawing



<sup>1</sup> RAL code  
<sup>2</sup> incl. consideration of optical losses & internal control unit losses  
<sup>3</sup> Value of containing product at full load (undimmed)

## Installation instructions



## Lighting calculator

