

# MOVE IN 45 square

trim

063-8421418S 063-8842117 002-90722



Project / Type

Notes

Count / Date



## General

Ceiling , Semi-Recessed

black , RAL 9005 <sup>1</sup>

Mounting set traffic white

IP20

1040 lm

fixture 81 lm/W<sup>2</sup>

## LED

2700 K

CRI ≥ 90

L80 / 50000 h

initial MacAdam ≤ 2 SDCM

R<sub>g</sub>: 99 , R<sub>f</sub>: 91 , R<sub>(1-15)</sub>: 89

MR 0.53

MDER 0.48

## Optical

spot

beam angle 12°

PstLM ≤ 1.0 <sup>3</sup>

SVM ≤ 0.4 <sup>3</sup>

## Electrical

non DIM

220-240 V

system 15.0 W

fixture 12.7 W

37 Vf

350 mA

PC2

## Physical

trim

diameter 78 mm

height 105 mm

0.66 kg

## Cutout

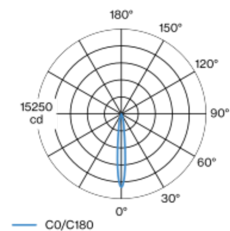
diameter 70 mm

min. ceiling thickness 2 mm

max. ceiling thickness 25 mm

recessed depth 180 mm

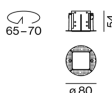
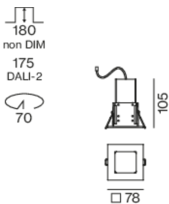
## Light distribution



spot 12°

h (m)	E0° (lx)	ø (m)
1	13200	0.21
2	3300	0.42
3	1500	0.63
4	800	0.84
5	500	1.06

## Product drawing



<sup>1</sup> RAL code

<sup>2</sup> FIXTURE: incl. consideration of optical losses & internal control unit losses SYSTEM: incl. consideration of optical losses, internal control unit losses & operating device efficiency.

<sup>3</sup> Value of containing product at full load (undimmed)

## Installation instructions



## Lighting calculator



# MOVE IN 45 square

trim

063-8421418S 063-8842117 002-90722



Project / Type

Notes

Count / Date

## Maintenance Factors

Operating Time [h]	10 000	20 000	30 000	40 000	50 000
LLMF	0.96	0.92	0.88	0.85	0.81
LSF	1	1	1	1	1
MF	LMF × RSMF × LLMF × LSF		RSMF <sup>a</sup> Room Surface Maintenance Factor		
MF	Maintenance Factor		LLMF Lamp Lumens Maintenance Factor		
LMF <sup>a</sup>	Luminaire Maintenance Factor		LSF Lamp Survival Faktor		

<sup>a</sup> According to "CIE 97, Maintenance of indoor electric lighting systems", 2005, ISBN 3-900-734-34-8. The values must be determined by the planner.

## Circuit Breaker Types

Automatic Circuit Breaker Type	Number of Fixtures
B10	31
B13	40
B16	50
B20	62
B25	78
C10	52
C13	67
C16	85
C20	104
C25	130

## Components

### MOUNTING HOUSING with trim

COLOUR	L-W-H (MM)	ARTICLE NUMBER(S)
traffic white	78-78-55	063-8842117



### POWER SUPPLY

TYPE	L-W-H (MM)	ARTICLE NUMBER(S)
22 W	180-30-21	002-90722



## Optional electrical accessories

### DIN RAIL POWER SUPPLY

TYPE	L-W-H (MM)	ARTICLE NUMBER(S)
160 W	72-90-63	005-6520210



### DIN RAIL LED DRIVER

TYPE	L-W-H (MM)	ARTICLE NUMBER(S)
DALI-2   200-1050 mA   2 x 42W	36-88-59	005-6121030



## Other accessories

### SPECIAL MOUNTING TOOL

TYPE	Ø (MM)	ARTICLE NUMBER(S)
necessary to install mounting housing trimless	100	063-8912110



## Optical accessories

### HONEYCOMB LOUVER

COLOUR	Ø (MM)	ARTICLE NUMBER(S)
jet black	42	007-1965188



[063-8421418S 063-8842117 002-90722] The technical data represent rated values for an ambient temperature of 25°C. The data values for the luminous flux are initially subject to a tolerance of +/- 10%, those for the electrical connected load are initially subject to a tolerance of +/- 10%, and those for the colour temperature are initially subject to a tolerance of +/- 150 K. No liability is assumed for typographical or printing errors. The general terms and conditions of XAL GmbH apply.  
© XAL GmbH · Auer-Welsbach-Gasse 36 · 8055 Graz · Austria · www.xal.com

09.04.2025