


# COMBO 600

trim

064-1051617K



Project / Type	
Notes	
Count / Date	



RG0 IEC 62471	220-240V	IP40	X-PERT	X-PERT
------------------	----------	------	--------	--------

## General

Ceiling , Recessed
white , RAL9010 <sup>1</sup>
IP40
4300 lm

## LED

4000 K
CRI ≥ 80
L90 / 50000 h
photobio. safety RG 0 - no Risk
initial MacAdam ≤ 3 SDCM
MR 0.72
MDER 0.66

## Optical

Microprismatic
microprismatic
UGR < 19 , ≥65° <3000 cd/m²
PstLM ≤ 1.0 <sup>2</sup>
SVM ≤ 0.4 <sup>2</sup>

## Electrical

non DIM
31 W
PC1 220-240V
139 lm/W

## Physical

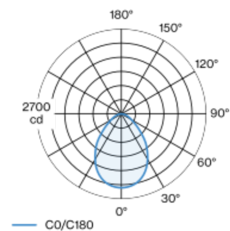
trim
diameter 616 mm
height 72 mm
4.6 kg

## Cutout

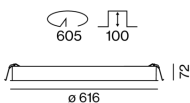
diameter 605 mm
min. ceiling thickness 10 mm
max. ceiling thickness 25 mm
recessed depth 100 mm

<sup>1</sup> RAL code <sup>2</sup> Value of containing product at full load (undimmed)

## Light distribution



## Product drawing



## Installation instructions



## Lighting calculator

