

VELA 300 direct / indirect soft


surface
073-113751XK



Project / Type

Notes

Count / Date



General

Ceiling / Wall , Surface

special colours

IP40

indirect 58 lm

direct 1010 lm

total 1070 lm

LED

3000 K

CRI ≥ 80

L90 / 50000 h

initial MacAdam ≤ 3 SDCM

MR 0.54

MDER 0.49

Optical

Microprismatic

microprismatic

UGR < 19 , ≥65° <3000 cd/m²

PstLM ≤ 1.0 ¹

SVM ≤ 0.4 ¹

Electrical

non DIM

220-240 V

system 10.1 W

system 106 lm/W²

PC1

Physical

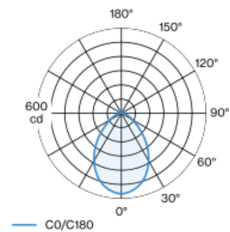
diameter 300 mm

height 88 mm

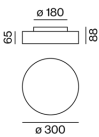
1.6 kg

¹ Value of containing product at full load (undimmed)
² FIXTURE: incl. consideration of optical losses & internal control unit losses SYSTEM: incl. consideration of optical losses, internal control unit losses & operating device efficiency.

Light distribution



Product drawing



Installation instructions

