

SONO 260 direct

surface


071-91266370



Project / Type

Notes

Count / Date



General

Ceiling / Wall , Surface

white , RAL 9010 ¹

IP50

IK07

1010 lm

LED

4000 K

CRI ≥ 80

L90 / 50000 h

initial MacAdam ≤ 3 SDCM

MR 0.72

MDER 0.66

Optical

Opal

opal (lambertsch)

PstLM ≤ 1.0 ²

SVM ≤ 0.4 ²

Electrical

DALI-2

220-240 V

system 7.6 W

system 133 lm/W³

PC1

1 DALI Addr.

Physical

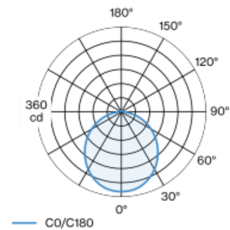
diameter 255 mm

height 82 mm

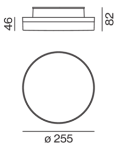
1.4 kg

Round luminaire housing in die-cast aluminium; surface white powder coated; suitable for wall or ceiling mounting; time saving installation through snap-in mounting system; LED board highly reflective lacquered for higher efficiency; same luminance for all size versions; light colour 4000 K; binning initial MacAdam ≤ 3 SDCM; CRI ≥ 80; min. 90% of luminous flux after 50000 operating hours; energy efficient LEDs with high CRI; completely homogeneously illuminated, satin PMMA cover; luminaire with 2 cable openings and plug-in terminal for through wiring; degree of protection IP50; PC1; 220-240 V; shock resistance IK07; internal wiring in light halogen free; incl. DALI-2 converter; light source not replaceable; control gear replaceable by an authorized professional;

Light distribution



Product drawing



¹ RAL code ² Value of containing product at full load (undimmed)
³ FIXTURE: incl. consideration of optical losses & internal control unit losses SYSTEM: incl. consideration of optical losses, internal control unit losses & operating device efficiency.

Installation instructions

