

FLOW 320

surface


073-01316380



Project / Type

Notes

Count / Date



RG0
IEC 62471

220-240V

IP40

X-PERT

X-PERT

General

Ceiling / Wall , Surface

black , RAL9005 ¹

IP40

2120 lm

LED

4000 K

CRI ≥ 80

L90 / 50000 h

photobio. safety RG 0 - no Risk

initial MacAdam ≤ 3 SDCM

MR 0.72

MDER 0.66

Optical

Opal

opal (lambertsch)

PstLM ≤ 1.0 ²

SVM ≤ 0.4 ²

Electrical

DALI-2

system 15.4 W

PC1 220-240V

system 138 lm/W³

1 DALI Addr.

Physical

length 311 mm

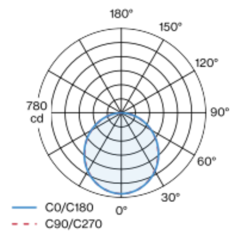
width 311 mm

height 46 mm

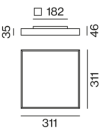
2.1 kg

Square light fitting made of aluminium; flat design (luminaire housing 35mm); surface black powder coated; suitable for wall or ceiling mounting; luminaire housing set 11mm away from wall or ceiling; convenient quick mounting system without tools; direct light distribution by LGP body (Light Guiding Prism); side coupled light directed downwards by laser engraving; light control via highly reflective reflector material; completely homogeneously illuminated, satin PMMA cover; same luminance for all size versions; light colour 4000 K; binning initial MacAdam ≤ 3 SDCM; CRI ≥ 80; min. 90% of luminous flux after 50000 operating hours; energy efficient LEDs with high CRI; luminaire with 2 cable openings and plug-in terminal for through wiring; degree of protection IP40; PC1 220-240V; photobiological safety according to IEC 62471 risk group RG 0 - no Risk; internal wiring in light halogen free; incl. DALI-2 converter; light source replaceable by an authorized professional; control gear replaceable by an authorized professional;

Light distribution



Product drawing



¹ RAL code ² Value of containing product at full load (undimmed)
³ incl. optical losses and the efficiency of the operating device (converter)

Installation instructions



FLOW 320

surface

073-01316380



Project / Type

Notes

Count / Date

Maintenance Factors

Operating Time [h]	10 000	20 000	30 000	40 000	50 000
LLMF	0.98	0.95	0.93	0.91	0.9
LSF	1	1	1	1	1
MF	LMF × RSMF × LLMF × LSF		RSMF ^a	Room Surface Maintenance Factor	
MF	Maintenance Factor		LLMF	Lamp Lumens Maintenance Factor	
LMF ^a	Luminaire Maintenance Factor		LSF	Lamp Survival Faktor	

^a According to "CIE 97, Maintenance of indoor electric lighting systems", 2005, ISBN 3-900-734-34-8. The values must be determined by the planner.

Circuit Breaker Types

Automatic Circuit Breaker Type	Number of Fixtures
B10	21
B13	28
B16	35
B20	44
C10	35
C13	46
C16	58
C20	73

Other accessories

DISMOUNTING TOOL

ARTICLE NUMBER(S)
073-0100000

