


VELA 1200 direct

ceiling

073-118163GK



Project / Type	
Notes	
Count / Date	



IP40	220-240V	XPERT	UGR	cd/m ²	CRI	3A00R	XPERT
------	----------	-------	-----	-------------------	-----	-------	-------

General

Ceiling , Surface
grey , RAL9006 ¹
IP40
20500 lm

LED

4000 K
CRI ≥ 80
L90 / 50000 h
photobio. safety RG 0 - no Risk
initial MacAdam ≤ 3 SDCM
MR 0.72
MDER 0.66

Optical

Microprismatic
microprismatic
UGR < 19 , ≥65° <3000 cd/m ²
PstLM ≤ 1.0 ²
SVM ≤ 0.4 ²

Electrical

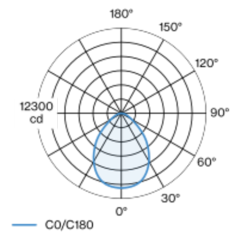
DALI-2
147 W
PC1 220-240V
139 lm/W
3 DALI Addr.

Physical

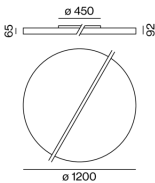
diameter 1200 mm
height 92 mm
19.2 kg

¹ RAL code ² Value of containing product at full load (undimmed)

Light distribution



Product drawing



Installation instructions



Lighting calculator



VELA 1200 direct

ceiling

073-118163GK



Project / Type

Notes

Count / Date

Maintenance Factors

Operating Time [h]	10 000	20 000	30 000	40 000	50 000
LLMF	0.98	0.95	0.93	0.91	0.9
LSF	1	1	1	1	1
MF	LMF × RSMF × LLMF × LSF		RSMF ^a	Room Surface Maintenance Factor	
MF	Maintenance Factor		LLMF	Lamp Lumens Maintenance Factor	
LMF ^a	Luminaire Maintenance Factor		LSF	Lamp Survival Faktor	

^a According to "CIE 97, Maintenance of indoor electric lighting systems", 2005, ISBN 3-900-734-34-8. The values must be determined by the planner.

Circuit Breaker Types

Automatic Circuit Breaker Type	Number of Fixtures
B10	3
B13	4
B16	5
B20	6
C10	6
C13	8
C16	10
C20	12

Other accessories

DISMOUNTING TOOL

ARTICLE NUMBER(S)

073-1100000

