

VELA 600 direct / indirect power

suspended
073-1254637K



Project / Type

Notes

Count / Date



General

Ceiling , Suspended

white , RAL 9010 ¹

IP40

indirect 1970 lm

direct 4390 lm

total 6360 lm

LED

4000 K

CRI ≥ 80

L90 / 50000 h

initial MacAdam ≤ 3 SDCM

MR 0.72

MDER 0.66

Optical

Microprismatic

microprismatic

UGR ≤ 19 , $\geq 65^\circ < 3000$ cd/m²

PstLM ≤ 1.0 ²

SVM ≤ 0.4 ²

Round luminaire housing in aluminium, rolled profile, seamlessly welded; surface white powder coated; highly reflective coating for improved efficiency; suspended luminaire with 1500mm cable suspension; with integrated toolless suspension height adjustment on the luminaire; incl. feed (white); microprismatic PMMA cover; completely homogeneous illumination; UGR ≤ 19 ; VDU compatible workplace luminaire according to DIN EN 12464-1; luminance above $65^\circ \leq 3000$ cd/m²; direct / indirect radiation characteristic for additional accentuation of the ceiling; light colour 4000 K; binning initial MacAdam ≤ 3 SDCM; CRI ≥ 80 ; min. 90% of luminous flux after 50000 operating hours; energy efficient LEDs with high CRI; canopy with 2 cable openings and plug-in terminal for through wiring; degree of protection IP40; PC1; 220-240 V; internal wiring in light halogen free; incl. DALI-2 converter; light source replaceable by an authorized professional; control gear replaceable by an authorized professional;

Electrical

DALI-2

220-240 V

system 45 W

system 141 lm/W³

PC1

1 DALI Addr.

Physical

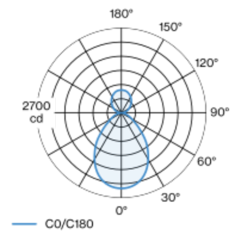
cable 1500 mm

diameter 600 mm

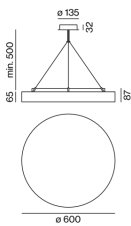
height 87 mm

5.8 kg

Light distribution




Product drawing




¹ RAL code ² Value of containing product at full load (undimmed)
³ incl. consideration of optical losses, internal control unit losses & operating device efficiency

Installation instructions



Lighting calculator



VELA 600 direct / indirect
power
suspended
073-1254637K



Project / Type _____

Notes _____

Count / Date _____

Maintenance Factors

Operating Time [h]	10 000	20 000	30 000	40 000	50 000
LLMF	0.98	0.96	0.94	0.91	0.9
LSF	1	1	1	1	1

MF

LMF × RSMF × LLMF × LSF

MF

Maintenance Factor

LMF^a

Luminaire Maintenance Factor

RSMF^a

Room Surface Maintenance Factor

LLMF

Lamp Lumens Maintenance Factor

LSF

Lamp Survival Faktor

^a According to "CIE 97, Maintenance of indoor electric lighting systems", 2005, ISBN 3-900-734-34-8. The values must be determined by the planner.

Circuit Breaker Types

Automatic Circuit Breaker Type	Number of Fixtures
B10	9
B13	13
B16	15
B20	18
C10	18
C13	26
C16	30
C20	36

