

VELA 900 direct / indirect power

suspended
073-127463GK



Project / Type _____

Notes _____

Count / Date _____



General

Ceiling , Suspended _____

grey , RAL 9006 ¹ _____

IP40 _____

indirect 4670 lm _____

direct 9560 lm _____

total 14230 lm _____

LED

4000 K _____

CRI ≥ 80 _____

L90 / 50000 h _____

initial MacAdam ≤ 3 SDCM _____

MR 0.72 _____

MDER 0.66 _____

Optical

Microprismatic _____

microprismatic _____

UGR ≤ 16 , ≥65° <3000 cd/m² _____

PstLM ≤ 1.0 ² _____

SVM ≤ 0.4 ² _____

Round luminaire housing in aluminium, rolled profile, seamlessly welded; surface grey powder coated; highly reflective coating for improved efficiency; suspended luminaire with 1500mm cable suspension; with integrated toolless suspension height adjustment on the luminaire; incl. feed (white); microprismatic PMMA cover; completely homogeneous illumination; UGR ≤ 16; VDU compatible workplace luminaire according to DIN EN 12464-1; luminance above 65° ≤ 3000 cd/m²; direct / indirect radiation characteristic for additional accentuation of the ceiling; light colour 4000 K; binning initial MacAdam ≤ 3 SDCM; CRI ≥ 80; min. 90% of luminous flux after 50000 operating hours; energy efficient LEDs with high CRI; canopy with 2 cable openings and plug-in terminal for through wiring; degree of protection IP40; PC1; 220-240 V; internal wiring in light halogen free; incl. DALI-2 converter; light source replaceable by an authorized professional; control gear replaceable by an authorized professional;

Electrical

DALI-2 _____

220-240 V _____

system 96 W _____

system 148 lm/W³ _____

PC1 _____

2 DALI Addr. _____

Physical

cable 1500 mm _____

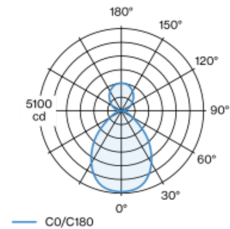
diameter 900 mm _____

height 87 mm _____

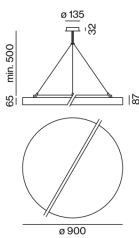
13.1 kg _____

¹ RAL code ² Value of containing product at full load (undimmed)
³ incl. consideration of optical losses, internal control unit losses & operating device efficiency


Light distribution




Product drawing



Installation instructions



Lighting calculator





VELA 900 direct / indirect
power
suspended
073-127463GK



Project / Type _____

Notes _____

Count / Date _____

Maintenance Factors

Operating Time [h]	10 000	20 000	30 000	40 000	50 000
LLMF	0.98	0.95	0.93	0.91	0.9
LSF	1	1	1	1	1
MF	LMF × RSMF × LLMF × LSF		RSMF ^a	Room Surface Maintenance Factor	
MF	Maintenance Factor		LLMF	Lamp Lumens Maintenance Factor	
LMF ^a	Luminaire Maintenance Factor		LSF	Lamp Survival Faktor	

^a According to "CIE 97, Maintenance of indoor electric lighting systems", 2005, ISBN 3-900-734-34-8. The values must be determined by the planner.

Circuit Breaker Types

Automatic Circuit Breaker Type	Number of Fixtures
B10	4
B13	6
B16	7
B20	9
C10	8
C13	11
C16	13
C20	16

