

# VELA 450 direct / indirect power

suspended  
073-124451GK



Project / Type \_\_\_\_\_

Notes \_\_\_\_\_

Count / Date \_\_\_\_\_



**General**

Ceiling , Suspended \_\_\_\_\_

grey , RAL 9006 <sup>1</sup> \_\_\_\_\_

IP40 \_\_\_\_\_

indirect 767 lm \_\_\_\_\_

direct 1960 lm \_\_\_\_\_

total 2730 lm \_\_\_\_\_

**LED**

3000 K \_\_\_\_\_

CRI ≥ 80 \_\_\_\_\_

L90 / 50000 h \_\_\_\_\_

initial MacAdam ≤ 3 SDCM \_\_\_\_\_

MR 0.54 \_\_\_\_\_

MDER 0.49 \_\_\_\_\_

**Optical**

Microprismatic \_\_\_\_\_

microprismatic \_\_\_\_\_

UGR < 16 , ≥65° <3000 cd/m<sup>2</sup> \_\_\_\_\_

PstLM ≤ 1.0 <sup>2</sup> \_\_\_\_\_

SVM ≤ 0.4 <sup>2</sup> \_\_\_\_\_

Round luminaire housing in aluminium, rolled profile, seamlessly welded; surface grey powder coated; highly reflective coating for improved efficiency; suspended luminaire with 1500mm cable suspension; with integrated toolless suspension height adjustment on the luminaire; incl. feed (white); microprismatic PMMA cover; completely homogeneous illumination; UGR ≤ 16; VDU compatible workplace luminaire according to DIN EN 12464-1; luminance above 65° ≤ 3000 cd/m<sup>2</sup>; direct / indirect radiation characteristic for additional accentuation of the ceiling; light colour 3000 K; binning initial MacAdam ≤ 3 SDCM; CRI ≥ 80; min. 90% of luminous flux after 50000 operating hours; energy efficient LEDs with high CRI; canopy with 2 cable openings and plug-in terminal for through wiring; degree of protection IP40; PC1; 220-240 V; internal wiring in light halogen free; incl. converter, non dimmable; light source replaceable by an authorized professional; control gear replaceable by an authorized professional;

**Electrical**

non DIM \_\_\_\_\_

220-240 V \_\_\_\_\_

system 21.1 W \_\_\_\_\_

system 129 lm/W<sup>3</sup> \_\_\_\_\_

PC1 \_\_\_\_\_

**Physical**

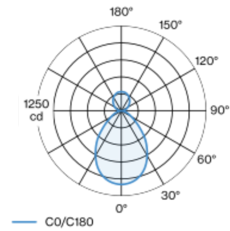
cable 1500 mm \_\_\_\_\_

diameter 450 mm \_\_\_\_\_

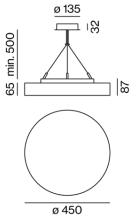
height 87 mm \_\_\_\_\_

3.8 kg \_\_\_\_\_

## Light distribution




## Product drawing



<sup>1</sup> RAL code <sup>2</sup> Value of containing product at full load (undimmed)  
<sup>3</sup> FIXTURE: incl. consideration of optical losses & internal control unit losses SYSTEM: incl. consideration of optical losses, internal control unit losses & operating device efficiency.

### Installation instructions



### Lighting calculator

