

VELA 1200 direct

suspended


073-128163XK



Project / Type

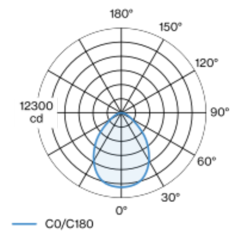
Notes

Count / Date

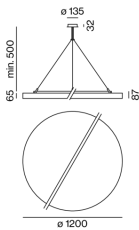


Round luminaire housing in aluminium, rolled profile, seamlessly welded; surface special colours powder coated; highly reflective coating for improved efficiency; suspended luminaire with 1500mm cable suspension; with integrated toolless suspension height adjustment on the luminaire; incl. feed (white); microprismatic PMMA cover; completely homogeneous illumination; $UGR \leq 19$; VDU compatible workplace luminaire according to DIN EN 12464-1; luminance above $65^\circ \leq 3000 \text{ cd/m}^2$; light colour 4000 K; binning initial MacAdam $\leq 3 \text{ SDCM}$; $CRI \geq 80$; min. 90% of luminous flux after 50000 operating hours; energy efficient LEDs with high CRI; canopy with 2 cable openings and plug-in terminal for through wiring; degree of protection IP40; PC1 220-240V; photobiological safety according to IEC 62471 risk group RG 0 - no Risk; internal wiring in light halogen free; incl. DALI-2 converter; light source replaceable by an authorized professional; control gear replaceable by an authorized professional;

Light distribution



Product drawing



RG0
IEC 62471

220-240V

IP40

X-PERT

X-PERT

General

Ceiling , Suspended

special colours

IP40

20500 lm

LED

4000 K

$CRI \geq 80$

L90 / 50000 h

photobio. safety RG 0 - no Risk

initial MacAdam $\leq 3 \text{ SDCM}$

MR 0.72

MDER 0.66

Optical

Microprismatic

microprismatic

$UGR < 19, \geq 65^\circ < 3000 \text{ cd/m}^2$

$PstLM \leq 1.0^1$

$SVM \leq 0.4^1$

Electrical

DALI-2

system 147 W

PC1 220-240V

system 139 lm/W²

3 DALI Addr.

Physical

cable 1500 mm

diameter 1200 mm

height 87 mm

20.2 kg

¹ Value of containing product at full load (undimmed)
² incl. optical losses and the efficiency of the operating device (converter)

Installation instructions



Lighting calculator



VELA 1200 direct

suspended

073-128163XK



Project / Type

Notes

Count / Date

Maintenance Factors

Operating Time [h]	10 000	20 000	30 000	40 000	50 000
LLMF	0.98	0.95	0.93	0.91	0.9
LSF	1	1	1	1	1
MF	LMF × RSMF × LLMF × LSF		RSMF ^a	Room Surface Maintenance Factor	
MF	Maintenance Factor		LLMF	Lamp Lumens Maintenance Factor	
LMF ^a	Luminaire Maintenance Factor		LSF	Lamp Survival Faktor	

^a According to "CIE 97, Maintenance of indoor electric lighting systems", 2005, ISBN 3-900-734-34-8. The values must be determined by the planner.

Circuit Breaker Types

Automatic Circuit Breaker Type	Number of Fixtures
B10	3
B13	4
B16	5
B20	6
C10	6
C13	8
C16	10
C20	12

