

VELA 1200 direct / indirect power


suspended
073-1284638K



Project / Type _____

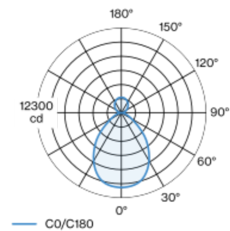
Notes _____

Count / Date _____

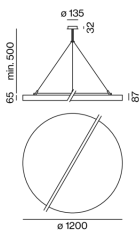


Round luminaire housing in aluminium, rolled profile, seamlessly welded; surface black powder coated; highly reflective coating for improved efficiency; suspended luminaire with 1500mm cable suspension; with integrated toolless suspension height adjustment on the luminaire; incl. feed (black); microprismatic PMMA cover; completely homogeneous illumination; UGR ≤ 19 ; VDU compatible workplace luminaire according to DIN EN 12464-1; luminance above $65^\circ \leq 3000 \text{ cd/m}^2$; direct / indirect radiation characteristic for additional accentuation of the ceiling; light colour 4000 K; binning initial MacAdam $\leq 3 \text{ SDCM}$; CRI ≥ 80 ; min. 90% of luminous flux after 50000 operating hours; energy efficient LEDs with high CRI; canopy with 2 cable openings and plug-in terminal for through wiring; degree of protection IP40; PC1 220-240V; photobiological safety according to IEC 62471 risk group RG 0 - no Risk; internal wiring in light halogen free; incl. DALI-2 converter; light source replaceable by an authorized professional; control gear replaceable by an authorized professional;

Light distribution



Product drawing



General

Ceiling , Suspended
black , RAL9005 ¹
IP40
indirect 6060 lm
direct 20500 lm
total 26600 lm

LED

4000 K
CRI ≥ 80
L90 / 50000 h
photobio. safety RG 0 - no Risk
initial MacAdam $\leq 3 \text{ SDCM}$
MR 0.72
MDER 0.66

Optical

Microprismatic
microprismatic
UGR < 19 , $\geq 65^\circ < 3000 \text{ cd/m}^2$
PstLM ≤ 1.0 ²
SVM ≤ 0.4 ²

Electrical

DALI-2
system 185 W
PC1 220-240V
system 144 lm/W³
4 DALI Addr.

Physical

cable 1500 mm
diameter 1200 mm
height 87 mm
19 kg

¹ RAL code ² Value of containing product at full load (undimmed)
³ incl. optical losses and the efficiency of the operating device (converter)

Installation instructions



Lighting calculator



VELA 1200 direct / indirect
power
suspended
073-1284638K



Project / Type _____

Notes _____

Count / Date _____

Maintenance Factors

Operating Time [h]	10 000	20 000	30 000	40 000	50 000
LLMF	0.98	0.95	0.93	0.91	0.9
LSF	1	1	1	1	1

MF

LMF × RSMF × LLMF × LSF

MF

Maintenance Factor

LMF^a

Luminaire Maintenance Factor

RSMF^a

Room Surface Maintenance Factor

LLMF

Lamp Lumens Maintenance Factor

LSF

Lamp Survival Faktor

^a According to "CIE 97, Maintenance of indoor electric lighting systems", 2005, ISBN 3-900-734-34-8. The values must be determined by the planner.

Circuit Breaker Types

Automatic Circuit Breaker Type	Number of Fixtures
B10	2
B13	3
B16	3
B20	4
C10	4
C13	6
C16	7
C20	9

