

# VELA 1200 direct / indirect power


suspended  
073-128463XO



Project / Type \_\_\_\_\_

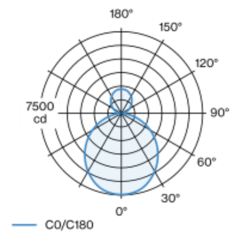
Notes \_\_\_\_\_

Count / Date \_\_\_\_\_

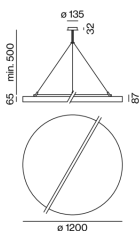


Round luminaire housing in aluminium, rolled profile, seamlessly welded; surface special colours powder coated; highly reflective coating for improved efficiency; suspended luminaire with 1500mm cable suspension; with integrated toolless suspension height adjustment on the luminaire; incl. feed (white); completely homogeneously illuminated, satinised PMMA cover; direct / indirect radiation characteristic for additional accentuation of the ceiling; light colour 4000 K; binning initial MacAdam  $\leq 3$  SDCM; CRI  $\geq 80$ ; min. 90% of luminous flux after 50000 operating hours; energy efficient LEDs with high CRI; canopy with 2 cable openings and plug-in terminal for through wiring; degree of protection IP40; PC1; 220-240 V; internal wiring in light halogen free; incl. DALI-2 converter; light source replaceable by an authorized professional; control gear replaceable by an authorized professional;

## Light distribution



## Product drawing



## General

Ceiling , Suspended \_\_\_\_\_

special colours \_\_\_\_\_

IP40 \_\_\_\_\_

indirect 6060 lm \_\_\_\_\_

direct 20600 lm \_\_\_\_\_

total 26700 lm \_\_\_\_\_

## LED

4000 K \_\_\_\_\_

CRI  $\geq 80$  \_\_\_\_\_

L90 / 50000 h \_\_\_\_\_

initial MacAdam  $\leq 3$  SDCM \_\_\_\_\_

MR 0.72 \_\_\_\_\_

MDER 0.66 \_\_\_\_\_

## Optical

Opal \_\_\_\_\_

opal (lambertsch) \_\_\_\_\_

PstLM  $\leq 1.0$  <sup>1</sup> \_\_\_\_\_

SVM  $\leq 0.4$  <sup>1</sup> \_\_\_\_\_

## Electrical

DALI-2 \_\_\_\_\_

220-240 V \_\_\_\_\_

system 185 W \_\_\_\_\_

system 144 lm/W<sup>2</sup> \_\_\_\_\_

PC1 \_\_\_\_\_

4 DALI Addr. \_\_\_\_\_

## Physical

cable 1500 mm \_\_\_\_\_

diameter 1200 mm \_\_\_\_\_

height 87 mm \_\_\_\_\_

19 kg \_\_\_\_\_

<sup>1</sup> Value of containing product at full load (undimmed)  
<sup>2</sup> incl. consideration of optical losses, internal control unit losses & operating device efficiency

## Installation instructions



## Lighting calculator



VELA 1200 direct / indirect  
power  
suspended  
073-128463XO



Project / Type \_\_\_\_\_

Notes \_\_\_\_\_

Count / Date \_\_\_\_\_

Maintenance Factors

Operating Time [h]	10 000	20 000	30 000	40 000	50 000
LLMF	0.98	0.95	0.93	0.91	0.9
LSF	1	1	1	1	1

MF

LMF × RSMF × LLMF × LSF

MF

Maintenance Factor

LMF<sup>a</sup>

Luminaire Maintenance Factor

RSMF<sup>a</sup>

Room Surface Maintenance Factor

LLMF

Lamp Lumens Maintenance Factor

LSF

Lamp Survival Faktor

<sup>a</sup> According to "CIE 97, Maintenance of indoor electric lighting systems", 2005, ISBN 3-900-734-34-8. The values must be determined by the planner.

Circuit Breaker Types

Automatic Circuit Breaker Type	Number of Fixtures
B10	2
B13	3
B16	3
B20	4
C10	4
C13	6
C16	7
C20	9

