

# BETO linear direct


ceiling / suspended system  
074-6006538R



Project / Type

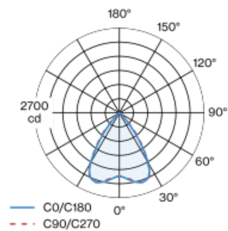
Notes

Count / Date

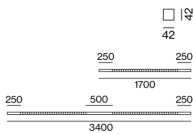


Luminaire housing made of extruded aluminium profile; extremely slim design (only 42 x 42 mm) linear; converter integrated into luminaire housing; no visible screws; angular design; for lighting systems; surface black powder coated; for ceiling surface mounting or suspended mounting (1500 mm cable suspension as an accessory); with integrated toolless suspension height adjustment on the luminaire; spring clip attachment to the luminaire; extruded profile for improved thermal management; light colour 3000 K; binning initial MacAdam  $\leq 3$  SDCM; CRI  $\geq 80$ ; min. 90% of luminous flux after 50000 operating hours; energy efficient LEDs with high CRI; high gloss reflector with faceted design; Reflector chrome; UGR  $\leq 19$ ; VDU compatible workplace luminaire according to DIN EN 12464-1; luminance above  $65^\circ \leq 1500$  cd/m<sup>2</sup>; degree of protection IP20; PC1; 220-240 V; internal wiring in light halogen free; incl. DALI-2 converter; accessories are listed separately; light source replaceable by an authorized professional; control gear replaceable by an authorized professional;

## Light distribution



## Product drawing



## General

Ceiling , Suspended

black , RAL 9005 <sup>1</sup>

Reflector chrome

IP20

3170 lm

## LED

3000 K

CRI  $\geq 80$

L90 / 50000 h

initial MacAdam  $\leq 3$  SDCM

MR 0.56

MDER 0.51

## Optical

Reflector

symmetric

UGR  $\leq 19$  ,  $\geq 65^\circ < 1500$  cd/m<sup>2</sup>

## Electrical

DALI-2

220-240 V

system 22.6 W

system 140 lm/W<sup>2</sup>

PC1

1 DALI Addr.

## Physical

length 1700 mm

width 42 mm

height 42 mm

2.5 kg

<sup>1</sup> RAL code  
<sup>2</sup> FIXTURE: incl. consideration of optical losses & internal control unit losses SYSTEM: incl. consideration of optical losses, internal control unit losses & operating device efficiency.

## Installation instructions



## Lighting calculator



# BETO linear direct

ceiling / suspended system

074-6006538R



Project / Type	
Notes	
Count / Date	

## Maintenance Factors

Operating Time [h]	10 000	20 000	30 000	40 000	50 000
LLMF	0.98	0.96	0.94	0.92	0.9
LSF	1	1	1	1	1

MF	LMF × RSMF × LLMF × LSF	RSMF <sup>a</sup>	Room Surface Maintenance Factor
MF	Maintenance Factor	LLMF	Lamp Lumens Maintenance Factor
LMF <sup>a</sup>	Luminaire Maintenance Factor	LSF	Lamp Survival Faktor

<sup>a</sup> According to "CIE 97, Maintenance of indoor electric lighting systems", 2005, ISBN 3-900-734-34-8. The values must be determined by the planner.

## Circuit Breaker Types

Automatic Circuit Breaker Type	Number of Fixtures
B10	31
B13	40
B16	50
B20	62
B25	78
C10	52
C13	67
C16	85
C20	104
C25	130

## MOUNTING

### END CAPS

COLOUR	L-W-H (MM)	ARTICLE NUMBER(S)
pure white	30-42-42	074-6090017
jet black	30-42-42	074-6090018



### LINEAR CONNECTOR

ARTICLE NUMBER(S)
074-6091110



### CEILING FASTENER

COLOUR	L-W-H (MM)	ARTICLE NUMBER(S)
traffic white	67-48-8	050-2041217
jet black	67-48-8	050-2041218



### CABLE SUSPENSION

COLOUR	ARTICLE NUMBER(S)
chrome	005-2152110



### CANOPY / FEEDER CABLE

TYPE	COLOUR	L-W-H (MM)	ARTICLE NUMBER(S)
5 x 1,5 mm <sup>2</sup>	pure white	90-90-22	005-2212417
5 x 1,5 mm <sup>2</sup>	jet black	90-90-22	005-2212418



### THROUGH WIRE

TYPE	ARTICLE NUMBER(S)
5 x 1,5 mm <sup>2</sup>   10 pieces	004-90005



# BETO linear direct

ceiling / suspended system

074-6006538R



Project / Type

Notes

Count / Date

## OPTICAL

### BLIND COVER

TYPE	COLOUR	ARTICLE NUMBER(S)
250 mm	traffic white	074-6099107
250 mm	jet black	074-6099108
500 mm	traffic white	074-6099117
500 mm	jet black	074-6099118

