

BETO linear direct

ceiling / suspended system


074-6009638B



Project / Type

Notes

Count / Date



General

Ceiling , Suspended

black , RAL9005 ¹

Reflector dark chrome

IP20

5160 lm

LED

4000 K

CRI ≥ 80

L90 / 50000 h

initial MacAdam ≤ 3 SDCM

MR 0.72

MDER 0.65

Optical

Reflector

symmetric

UGR < 16 , ≥65° <1500 cd/m²

Electrical

DALI-2

system 45 W

PC1 220-240V

system 115 lm/W²

2 DALI Addr.

Physical

length 3400 mm

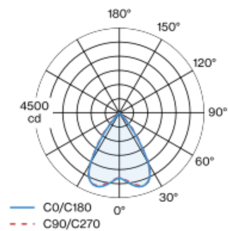
width 42 mm

height 42 mm

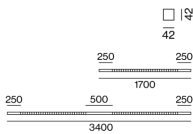
5 kg

Luminaire housing made of extruded aluminium profile; extremely slim design (only 42 x 42 mm) linear; converter integrated into luminaire housing; no visible screws; angular design; for lighting systems; surface black powder coated; for ceiling surface mounting or suspended mounting (1500 mm cable suspension as an accessory); with integrated toolless suspension height adjustment on the luminaire; spring clip attachment to the luminaire; extruded profile for improved thermal management; light colour 4000 K; binning initial MacAdam ≤ 3 SDCM; CRI ≥ 80; min. 90% of luminous flux after 50000 operating hours; energy efficient LEDs with high CRI; high gloss reflector with faceted design; Reflector dark chrome; UGR ≤ 16; VDU compatible workplace luminaire according to DIN EN 12464-1; luminance above 65° ≤ 1500 cd/m²; degree of protection IP20; PC1 220-240V; internal wiring in light halogen free; incl. DALI-2 converter; accessories are listed separately; light source replaceable by an authorized professional; control gear replaceable by an authorized professional;

Light distribution



Product drawing



¹ RAL code
² incl. optical losses and the efficiency of the operating device (converter)

Installation instructions



Lighting calculator

