

BETO linear direct


ceiling / suspended system
074-6009678B



Project / Type

Notes

Count / Date



General

Ceiling , Suspended

black , RAL 9005 ¹

Reflector dark chrome

IP20

5160 lm

LED

4000 K

CRI ≥ 80

L90 / 50000 h

initial MacAdam ≤ 3 SDCM

MR 0.72

MDER 0.65

Optical

Reflector

symmetric

UGR < 16 , ≥65° <1500 cd/m²

Electrical

DALI-2 sensor

220-240 V

system 45 W

system 115 lm/W²

PC1

2 DALI Addr.

Physical

length 3400 mm

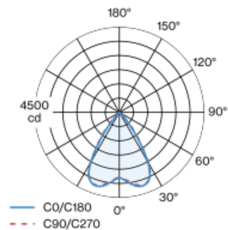
width 42 mm

height 42 mm

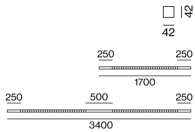
5 kg

Luminaire housing made of extruded aluminium profile; extremely slim design (only 42 x 42 mm) linear; converter integrated into luminaire housing; no visible screws; angular design; for lighting systems; surface black powder coated; for ceiling surface mounting or suspended mounting (1500 mm cable suspension as an accessory); with integrated toolless suspension height adjustment on the luminaire; spring clip attachment to the luminaire; extruded profile for improved thermal management; light colour 4000 K; binning initial MacAdam ≤ 3 SDCM; CRI ≥ 80; min. 90% of luminous flux after 50000 operating hours; energy efficient LEDs with high CRI; high gloss reflector with faceted design; Reflector dark chrome; UGR ≤ 16; VDU compatible workplace luminaire according to DIN EN 12464-1; luminance above 65° ≤ 1500 cd/m²; degree of protection IP20; PC1; 220-240 V; internal wiring in light halogen free; incl. DALI-2 converter; luminaire with integrated DALI-2 infrared presence and brightness sensor (DALI-2 controller required); automatic light control of luminaire to individually adjustable brightness; variable automatic shutdown; accessories are listed separately; light source replaceable by an authorized professional; control gear replaceable by an authorized professional;

Light distribution



Product drawing



¹ RAL code
² FIXTURE: incl. consideration of optical losses & internal control unit losses SYSTEM: incl. consideration of optical losses, internal control unit losses & operating device efficiency.

Installation instructions



Lighting calculator





Project / Type	
Notes	
Count / Date	

Maintenance Factors

Operating Time [h]	10 000	20 000	30 000	40 000	50 000
LLMF	0.98	0.96	0.94	0.92	0.9
LSF	1	1	1	1	1
MF	LMF × RSMF × LLMF × LSF		RSMF ^a	Room Surface Maintenance Factor	
MF	Maintenance Factor		LLMF	Lamp Lumens Maintenance Factor	
LMF ^a	Luminaire Maintenance Factor		LSF	Lamp Survival Faktor	

^a According to "CIE 97, Maintenance of indoor electric lighting systems", 2005, ISBN 3-900-734-34-8. The values must be determined by the planner.

Circuit Breaker Types

Automatic Circuit Breaker Type	Number of Fixtures
B10	15
B13	20
B16	25
B20	31
B25	39
C10	26
C13	33
C16	42
C20	52
C25	65

MOUNTING

END CAPS

COLOUR	L-W-H (MM)	ARTICLE NUMBER(S)
pure white	30-42-42	074-6090017
jet black	30-42-42	074-6090018



LINEAR CONNECTOR

ARTICLE NUMBER(S)
074-6091110



CEILING FASTENER

COLOUR	L-W-H (MM)	ARTICLE NUMBER(S)
traffic white	67-48-8	050-2041217
jet black	67-48-8	050-2041218



CABLE SUSPENSION

COLOUR	ARTICLE NUMBER(S)
chrome	005-2152110



CANOPY / FEEDER CABLE

TYPE	COLOUR	L-W-H (MM)	ARTICLE NUMBER(S)
5 x 1,5 mm ²	pure white	90-90-22	005-2212417
5 x 1,5 mm ²	jet black	90-90-22	005-2212418



THROUGH WIRE

TYPE	ARTICLE NUMBER(S)
5 x 1,5 mm ² 10 pieces	004-90005



BETO linear direct

ceiling / suspended system

074-6009678B



Project / Type

Notes

Count / Date

OPTICAL

BLIND COVER

TYPE	COLOUR	ARTICLE NUMBER(S)
250 mm	traffic white	074-6099107
250 mm	jet black	074-6099108
500 mm	traffic white	074-6099117
500 mm	jet black	074-6099118

