

BETO direct / indirect power

free standing U-shape


074-6954517R



Project / Type

Notes

Count / Date



General

Floor , Standing

white , RAL 9010 ¹

Reflector chrome

IP20

indirect 6630 lm

direct 2020 lm

total 8650 lm

LED

3000 K

CRI \geq 80

L90 / 50000 h

initial MacAdam \leq 3 SDCM

MR 0.56

MDER 0.51

Optical

Reflector

asymmetric

UGR < 13

PstLM \leq 1.0 ²

SVM \leq 0.4 ²

Electrical

touch DIM on pole

220-240 V

system 66 W

system 131 lm/W³

PC1

Physical

U-shape

length 1055 mm

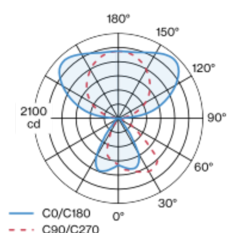
width 42 mm

height 2100 mm

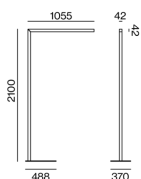
12.1 kg

Free standing luminaire from extruded aluminium profile in angular design; extremely slim design (only 42 x 42 mm); square downpipe; pedestal with recess for table base (U-shape); surface white powder coated; direct/indirect illumination characteristic; direct light component with high gloss reflector + faceted design and asymmetric radiation characteristic; Reflector chrome; indirect light component with integrated PC boards and high quality lens system for maximum, homogeneous ceiling illumination; UGR \leq 13; light colour 3000 K; binning initial MacAdam \leq 3 SDCM; CRI \geq 80; min. 90% of luminous flux after 50000 operating hours; energy efficient LEDs with high CRI; degree of protection IP20; PC1; 220-240 V; including TOUCH DIM control for individual control of the brightness; incl. connection cable (3m) with safety plug; light source replaceable by an authorized professional; control gear replaceable by an authorized professional;

Light distribution



Product drawing



¹ RAL code ² Value of containing product at full load (undimmed)

³ FIXTURE: incl. consideration of optical losses & internal control unit losses SYSTEM: incl. consideration of optical losses, internal control unit losses & operating device efficiency.

Installation instructions



BETO direct / indirect power

free standing U-shape
074-6954517R



Project / Type

Notes

Count / Date

Maintenance Factors

Operating Time [h]	10 000	20 000	30 000	40 000	50 000
LLMF	0.98	0.96	0.94	0.92	0.9
LSF	1	1	1	1	1

MF

LMF × RSMF × LLMF × LSF

MF

Maintenance Factor

LMF^a

Luminaire Maintenance Factor

RSMF^a

Room Surface Maintenance Factor

LLMF

Lamp Lumens Maintenance Factor

LSF

Lamp Survival Faktor

^a According to "CIE 97, Maintenance of indoor electric lighting systems", 2005, ISBN 3-900-734-34-8. The values must be determined by the planner.

Circuit Breaker Types

Automatic Circuit Breaker Type	Number of Fixtures
B10	13
B13	17
B16	21
B20	27
C10	21
C13	28
C16	35
C20	45

