

# BETO linear direct / indirect power


suspended system  
074-6039677B



Project / Type \_\_\_\_\_

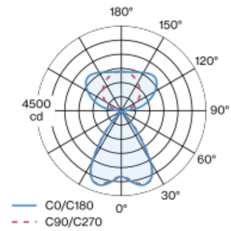
Notes \_\_\_\_\_

Count / Date \_\_\_\_\_

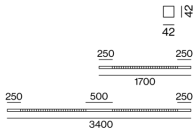


Luminaire housing made of extruded aluminium profile; extremely slim design (only 42 x 42 mm) linear; converter integrated into luminaire housing; no visible screws; angular design; for lighting systems; surface white powder coated; for suspended mounting (1500 mm cable suspension as an accessory); with integrated toolless suspension height adjustment on the luminaire; spring clip attachment to the luminaire; extruded profile for improved thermal management; light colour 4000 K; binning initial MacAdam  $\leq 3$  SDCM; CRI  $\geq 80$ ; min. 90% of luminous flux after 50000 operating hours; energy efficient LEDs with high CRI; high gloss reflector with faceted design; Reflector dark chrome; UGR  $\leq 13$ ; VDU compatible workplace luminaire according to DIN EN 12464-1; luminance above  $65^\circ \leq 1500$  cd/m<sup>2</sup>; direct/indirect illumination characteristic; indirect light component with integrated PC boards and high quality lens system for maximum, homogeneous ceiling illumination, separately controllable; degree of protection IP20; PC1; 220-240 V; internal wiring in light halogen free; incl. DALI-2 converter; luminaire with integrated DALI-2 infrared presence and brightness sensor (DALI-2 controller required); automatic light control of luminaire to individually adjustable brightness; variable automatic shutdown; accessories are listed separately; light source replaceable by an authorized professional; control gear replaceable by an authorized professional;

## Light distribution



## Product drawing



## General

Ceiling , Suspended  
white , RAL 9010 <sup>1</sup>  
Reflector dark chrome  
IP20  
indirect 8350 lm  
direct 5170 lm  
total 13520 lm

## LED

4000 K  
CRI  $\geq 80$   
L90 / 50000 h  
initial MacAdam  $\leq 3$  SDCM  
MR 0.72  
MDER 0.65

## Optical

Reflector  
symmetric  
UGR  $\leq 13$  ,  $\geq 65^\circ < 1500$  cd/m<sup>2</sup>  
PstLM  $\leq 1.0$  <sup>2</sup>  
SVM  $\leq 0.4$  <sup>2</sup>

## Electrical

DALI-2 sensor  
220-240 V  
system 95 W  
system 142 lm/W<sup>3</sup>  
PC1  
3 DALI Addr.

## Physical

length 3400 mm  
width 42 mm  
height 42 mm  
5.2 kg

<sup>1</sup> RAL code <sup>2</sup> Value of containing product at full load (undimmed)  
<sup>3</sup> FIXTURE: incl. consideration of optical losses & internal control unit losses SYSTEM: incl. consideration of optical losses, internal control unit losses & operating device efficiency.

## Installation instructions



## Lighting calculator

