

# HEX-O 1000

ceiling


073-617153XO



Project / Type

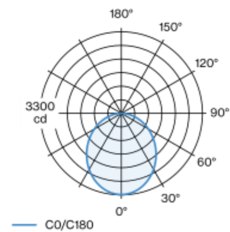
Notes

Count / Date

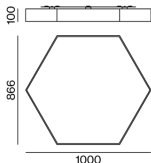


Hexagonal light fitting from aluminium profile; seamlessly welded; surface special colours powder coated; suitable for ceiling mounting; convenient quick mounting system without tools; suitable for single or group installation; can be combined with all HEX-O ceiling and TRIG-O ceiling luminaires and acoustic elements; highly reflective coating for improved efficiency; completely homogeneously illuminated, satinised PMMA cover; same luminance for all size versions; light colour 3000 K; binning initial MacAdam  $\leq 3$  SDCM; CRI  $\geq 80$ ; min. 90% of luminous flux after 50000 operating hours; energy efficient LEDs with high CRI; luminaire with 2 cable openings and plug-in terminal for through wiring; degree of protection IP20; PC1; 220-240 V; internal wiring in light halogen free; incl. DALI-2 converter; light source replaceable by an authorized professional; control gear replaceable by an authorized professional;

## Light distribution



## Product drawing



### General

Ceiling , Surface

special colours

IP20

8740 lm

### LED

3000 K

CRI  $\geq 80$

L90 / 50000 h

initial MacAdam  $\leq 3$  SDCM

MR 0.54

MDER 0.49

### Optical

Opal

opal (lambertsch)

PstLM  $\leq 1.0$ <sup>1</sup>

SVM  $\leq 0.4$ <sup>1</sup>

### Electrical

DALI-2

220-240 V

system 68 W

system 129 lm/W<sup>2</sup>

PC1

1 DALI Addr.

minimum cable length on-site 0.5m

### Physical

length 1000 mm

width 866 mm

height 100 mm

17 kg

<sup>1</sup> Value of containing product at full load (undimmed)  
<sup>2</sup> FIXTURE: incl. consideration of optical losses & internal control unit losses SYSTEM: incl. consideration of optical losses, internal control unit losses & operating device efficiency.

## Installation instructions



## Lighting calculator



# HEX-O 1000

ceiling

073-617153XO



Project / Type

Notes

Count / Date

### Maintenance Factors

Operating Time [h]	10 000	20 000	30 000	40 000	50 000
LLMF	0.98	0.95	0.93	0.91	0.9
LSF	1	1	1	1	1

MF

LMF × RSMF × LLMF × LSF

MF

Maintenance Factor

LMF<sup>a</sup>

Luminaire Maintenance Factor

RSMF<sup>a</sup>

Room Surface Maintenance Factor

LLMF

Lamp Lumens Maintenance Factor

LSF

Lamp Survival Faktor

<sup>a</sup> According to "CIE 97, Maintenance of indoor electric lighting systems", 2005, ISBN 3-900-734-34-8. The values must be determined by the planner.

### Circuit Breaker Types

Automatic Circuit Breaker Type	Number of Fixtures
B10	9
B13	13
B16	15
B20	18
C10	18
C13	26
C16	30
C20	36

