

# SETA linear direct

ceiling / suspended system


074-5006637R



Project / Type

Notes

Count / Date



## General

Ceiling , Suspended

white , RAL 9010 <sup>1</sup>

Reflector chrome

IP20

3610 lm

## LED

4000 K

CRI ≥ 80

L90 / 50000 h

initial MacAdam ≤ 3 SDCM

MR 0.72

MDER 0.65

## Optical

Reflector

symmetric

UGR < 19 , ≥65° <1500 cd/m²

PstLM ≤ 1.0 <sup>2</sup>

SVM ≤ 0.4 <sup>2</sup>

## Electrical

DALI-2

220-240 V

system 22.6 W

system 160 lm/W<sup>3</sup>

PC1

1 DALI Addr.

## Physical

length 1700 mm

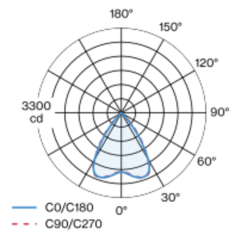
width 60 mm

height 60 mm

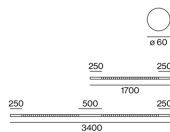
2.4 kg

Luminaire housing made of extruded aluminium profile; extremely slim design (only Ø 61 mm) linear; converter integrated into luminaire housing; no visible screws; for lighting systems; surface white powder coated; for ceiling surface mounting or suspended mounting (1500 mm cable suspension as an accessory); with integrated toolless suspension height adjustment on the luminaire; spring clip attachment to the luminaire; extruded profile for improved thermal management; light colour 4000 K; binning initial MacAdam ≤ 3 SDCM; CRI ≥ 80; min. 90% of luminous flux after 50000 operating hours; energy efficient LEDs with high CRI; high gloss reflector with faceted design; Reflector chrome; UGR ≤ 19; VDU compatible workplace luminaire according to DIN EN 12464-1; luminance above 65° ≤ 1500 cd/m²; degree of protection IP20; PC1; 220-240 V; internal wiring in light halogen free; incl. DALI-2 converter; accessories are listed separately; light source replaceable by an authorized professional; control gear replaceable by an authorized professional;

## Light distribution



## Product drawing



<sup>1</sup> RAL code <sup>2</sup> Value of containing product at full load (undimmed)  
<sup>3</sup> FIXTURE: incl. consideration of optical losses & internal control unit losses SYSTEM: incl. consideration of optical losses, internal control unit losses & operating device efficiency.

## Installation instructions



## Lighting calculator



# SETA linear direct

ceiling / suspended system

074-5006637R



Project / Type

Notes

Count / Date

## Maintenance Factors

Operating Time [h]	10 000	20 000	30 000	40 000	50 000
LLMF	0.98	0.96	0.94	0.92	0.9
LSF	1	1	1	1	1
MF	LMF × RSMF × LLMF × LSF		RSMF <sup>a</sup>	Room Surface Maintenance Factor	
MF	Maintenance Factor		LLMF	Lamp Lumens Maintenance Factor	
LMF <sup>a</sup>	Luminaire Maintenance Factor		LSF	Lamp Survival Faktor	

<sup>a</sup> According to "CIE 97, Maintenance of indoor electric lighting systems", 2005, ISBN 3-900-734-34-8. The values must be determined by the planner.

## Circuit Breaker Types

Automatic Circuit Breaker Type	Number of Fixtures
B10	31
B13	40
B16	50
B20	62
C10	52
C13	67
C16	85
C20	104

## MOUNTING

### END CAPS

COLOUR	Ø (MM)	ARTICLE NUMBER(S)
white	60	074-5090017
black	60	074-5090018



## MOUNTING

### LINEAR CONNECTOR

ARTICLE NUMBER(S)
074-5091110
074-6091120



### CORNER CONNECTOR

TYPE	COLOUR	L-W-H (MM)	ARTICLE NUMBER(S)
90°   incl. through wire 5 × 1.5 mm²	white	60-250-250	074-5091217
90°   incl. through wire 5 × 1.5 mm²	black	60-250-250	074-5091218



# SETA linear direct

ceiling / suspended system

074-5006637R



Project / Type

Notes

Count / Date

## MOUNTING

### CEILING FASTENER

COLOUR	L-W-H (MM)	ARTICLE NUMBER(S)
traffic white	67-48-8	050-2041217
jet black	67-48-8	050-2041218



### CABLE SUSPENSION

COLOUR	ARTICLE NUMBER(S)
chrome	005-2152110



### CANOPY / FEEDER CABLE

TYPE	COLOUR	L-W-H (MM)	ARTICLE NUMBER(S)
5 x 1,5 mm <sup>2</sup>	pure white	90-90-22	005-2212417
5 x 1,5 mm <sup>2</sup>	jet black	90-90-22	005-2212418



### THROUGH WIRE

TYPE	ARTICLE NUMBER(S)
5 x 1,5 mm <sup>2</sup>   10 pieces	004-90005



## OPTICAL

### BLIND COVER

TYPE	COLOUR	ARTICLE NUMBER(S)
250 mm	white	074-5099107
250 mm	black	074-5099108
500 mm	white	074-5099117
500 mm	black	074-5099118

