

BETO curve 400 | 180° direct / indirect power


suspended system
074-7132638R



Project / Type

Notes

Count / Date



General

Ceiling , Suspended

black , RAL9005 ¹

Reflector chrome

IP20

indirect 4510 lm

direct 3610 lm

total 8120 lm

LED

4000 K

CRI ≥ 80

L90 / 50000 h

initial MacAdam ≤ 3 SDCM

MR 0.72

MDER 0.65

Optical

Reflector

symmetric

UGR < 16 , ≥65° <1500 cd/m²

PstLM ≤ 1.0 ²

SVM ≤ 0.4 ²

Electrical

DALI-2

system 53 W

PC1 220-240V

system 153 lm/W³

2 DALI Addr.

Physical

length 654 mm

width 807 mm

height 42 mm

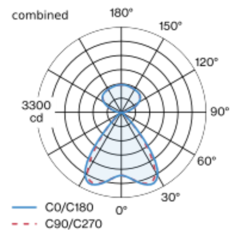
centerline radius 400 mm

segment 180°

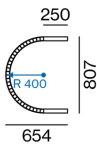
2.7 kg

Luminaire housing made of extruded aluminium profile; extremely slim design (only 42 x 42 mm); CURVE segment design 180°; converter integrated into luminaire housing; no visible screws; angular design; for lighting systems; surface black powder coated; for suspended mounting (1500 mm cable suspension as an accessory); with integrated toolless suspension height adjustment on the luminaire; spring clip attachment to the luminaire; extruded profile for improved thermal management; light colour 4000 K; binning initial MacAdam ≤ 3 SDCM; CRI ≥ 80; min. 90% of luminous flux after 50000 operating hours; energy efficient LEDs with high CRI; high gloss reflector with faceted design; Reflector chrome; UGR ≤ 16; VDU compatible workplace luminaire according to DIN EN 12464-1; luminance above 65° ≤ 1500 cd/m²; direct/indirect illumination characteristic; indirect light component with integrated PC boards and high quality lens system for maximum, homogeneous ceiling illumination, separately controllable; degree of protection IP20; PC1 220-240V; internal wiring in light halogen free; incl. DALI-2 converter; accessories are listed separately; light source replaceable by an authorized professional; control gear replaceable by an authorized professional;

Light distribution



Product drawing



¹ RAL code ² Value of containing product at full load (undimmed)
³ incl. optical losses and the efficiency of the operating device (converter)

Installation instructions



Lighting calculator

