


SETA linear direct

ceiling / suspended system

074-5009638R



Project / Type	
Notes	
Count / Date	



General

Ceiling , Suspended
black , RAL 9005 ¹
Reflector chrome
IP20
7240 lm

LED

4000 K
CRI ≥ 80
L90 / 50000 h
initial MacAdam ≤ 3 SDCM
MR 0.72
MDER 0.65

Optical

Reflector
symmetric
UGR < 19 , ≥ 65° < 1500 cd/m²
PstLM ≤ 1.0 ²
SVM ≤ 0.4 ²

Electrical

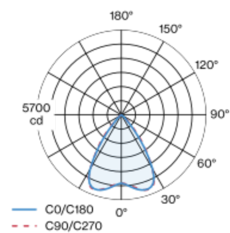
DALI-2
220-240 V
system 45 W
system 161 lm/W ³
PC1
2 DALI Addr.

Physical

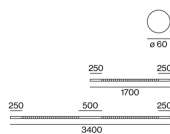
length 3400 mm
width 60 mm
height 60 mm
5 kg

Luminaire housing made of extruded aluminium profile; extremely slim design (only Ø 61 mm) linear; converter integrated into luminaire housing; no visible screws; for lighting systems; surface black powder coated; for ceiling surface mounting or suspended mounting (1500 mm cable suspension as an accessory); with integrated toolless suspension height adjustment on the luminaire; spring clip attachment to the luminaire; extruded profile for improved thermal management; light colour 4000 K; binning initial MacAdam ≤ 3 SDCM; CRI ≥ 80; min. 90% of luminous flux after 50000 operating hours; energy efficient LEDs with high CRI; high gloss reflector with faceted design; Reflector chrome; UGR ≤ 19; VDU compatible workplace luminaire according to DIN EN 12464-1; luminance above 65° ≤ 1500 cd/m²; degree of protection IP20; PC1; 220-240 V; internal wiring in light halogen free; incl. DALI-2 converter; accessories are listed separately; light source replaceable by an authorized professional; control gear replaceable by an authorized professional;

Light distribution



Product drawing



¹ RAL code ² Value of containing product at full load (undimmed)
³ FIXTURE: incl. consideration of optical losses & internal control unit losses SYSTEM: incl. consideration of optical losses, internal control unit losses & operating device efficiency.

Installation instructions



Lighting calculator



SETA linear direct

ceiling / suspended system

074-5009638R



Project / Type

Notes

Count / Date

Maintenance Factors

Operating Time [h]	10 000	20 000	30 000	40 000	50 000
LLMF	0.98	0.96	0.94	0.92	0.9
LSF	1	1	1	1	1
MF	LMF × RSMF × LLMF × LSF		RSMF ^a	Room Surface Maintenance Factor	
MF	Maintenance Factor		LLMF	Lamp Lumens Maintenance Factor	
LMF ^a	Luminaire Maintenance Factor		LSF	Lamp Survival Faktor	

^a According to "CIE 97, Maintenance of indoor electric lighting systems", 2005, ISBN 3-900-734-34-8. The values must be determined by the planner.

Circuit Breaker Types

Automatic Circuit Breaker Type	Number of Fixtures
B10	15
B13	20
B16	25
B20	31
C10	26
C13	33
C16	42
C20	52

MOUNTING

END CAPS

COLOUR	Ø (MM)	ARTICLE NUMBER(S)
white	60	074-5090017
black	60	074-5090018



MOUNTING

LINEAR CONNECTOR

ARTICLE NUMBER(S)
074-5091110
074-6091120



CORNER CONNECTOR

TYPE	COLOUR	L-W-H (MM)	ARTICLE NUMBER(S)
90° incl. through wire 5 × 1.5 mm²	white	60-250-250	074-5091217
90° incl. through wire 5 × 1.5 mm²	black	60-250-250	074-5091218



SETA linear direct

ceiling / suspended system

074-5009638R



Project / Type

Notes

Count / Date

MOUNTING

CEILING FASTENER

COLOUR	L-W-H (MM)	ARTICLE NUMBER(S)
traffic white	67-48-8	050-2041217
jet black	67-48-8	050-2041218



CABLE SUSPENSION

COLOUR	ARTICLE NUMBER(S)
chrome	005-2152110



CANOPY / FEEDER CABLE

TYPE	COLOUR	L-W-H (MM)	ARTICLE NUMBER(S)
5 x 1,5 mm ²	pure white	90-90-22	005-2212417
5 x 1,5 mm ²	jet black	90-90-22	005-2212418



THROUGH WIRE

TYPE	ARTICLE NUMBER(S)
5 x 1,5 mm ² 10 pieces	004-90005



OPTICAL

BLIND COVER

TYPE	COLOUR	ARTICLE NUMBER(S)
250 mm	white	074-5099107
250 mm	black	074-5099108
500 mm	white	074-5099117
500 mm	black	074-5099118

