

# BETO linear blackboard direct / indirect


suspended system  
074-7736637R



Project / Type

Notes

Count / Date



General

Ceiling , Suspended

white , RAL 9010 <sup>1</sup>

Reflector chrome

IP20

indirect 4220 lm

direct 5120 lm

total 9340 lm

LED

4000 K

CRI ≥ 80

L90 / 50000 h

initial MacAdam ≤ 3 SDCM

MR 0.74

MDER 0.67

Optical

Reflector

wallwasher floor

PstLM ≤ 1.0<sup>2 3</sup>

SVM ≤ 0.4<sup>2 3</sup>

Electrical

DALI-2

220-240 V

system 76 W

system 123 lm/W<sup>4</sup>

PC1

2 DALI Addr.

Physical

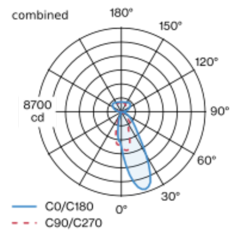
length 1700 mm

width 42 mm

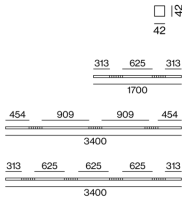
height 42 mm

Luminaire housing made of extruded aluminium profile; extremely slim design (only 42 x 42 mm) linear; converter integrated into luminaire housing; no visible screws; angular design; for lighting systems; surface white powder coated; for suspended mounting (1500 mm cable suspension as an accessory); with integrated toolless suspension height adjustment on the luminaire; spring clip attachment to the luminaire; extruded profile for improved thermal management; light colour 4000 K; binning initial MacAdam ≤ 3 SDCM; CRI ≥ 80; min. 90% of luminous flux after 50000 operating hours; energy efficient LEDs with high CRI; high quality reflector with micro-faceted, aluminum-vaporised surface; asymmetrical light distribution with precise radiation characteristic; direct/indirect illumination characteristic; indirect light component with integrated PC boards and high quality lens system for maximum, homogeneous ceiling illumination, separately controllable; degree of protection IP20; PC1; 220-240 V; internal wiring in light halogen free; incl. DALI-2 converter; accessories are listed separately; light source replaceable by an authorized professional; control gear replaceable by an authorized professional;

## Light distribution



## Product drawing



<sup>1</sup> RAL code <sup>2</sup> combined  
<sup>3</sup> Value of containing product at full load (undimmed)  
<sup>4</sup> incl. consideration of optical losses, internal control unit losses & operating device efficiency

## Installation instructions



## Lighting calculator

