

# UNICO L2 basic

ceiling


090-1L241BBB01



Project / Type

Notes

Count / Date



### General

Ceiling , Surface

black , RAL 9005 <sup>1</sup>

Reflector black

IP20

899 lm

### LED

2700 K

CRI ≥ 90

L90 / 50000 h

initial MacAdam ≤ 3 SDCM

R<sub>g</sub>: 101 , R<sub>f</sub>: 91 , R<sub>f(1-15)</sub>: 89

MR 0.56

MDER 0.51

### Optical

medium round

beam angle 33°

UGR ≤ 10

PstLM ≤ 1.0 <sup>2</sup>

SVM ≤ 0.4 <sup>2</sup>

### Electrical

non DIM

220-240 V

system 12.6 W

system 71 lm/W<sup>3</sup>

PC1

### Physical

length 88 mm

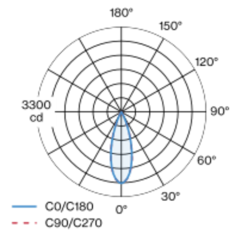
width 51 mm

height 90 mm

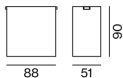
0.35 kg

Rectangular surface mounted multi-downlight made of aluminium; luminaire housing can be attached to mounting plate without tools by interlock; converter integrated into luminaire housing; surface black powder coated; equipped with two medium round light elements; symmetrical light distribution with precise radiation characteristic, beam angle 33°; high quality reflector with micro-faceted, aluminum-vaporised surface; Reflector black; UGR ≤ 10; passive cooling of the LEDs through improved heat sink geometry; light colour 2700 K; binning initial MacAdam ≤ 3 SDCM; CRI ≥ 90; min. 90% of luminous flux after 50000 operating hours; energy-efficient high power LEDs with very good colour rendering; degree of protection IP20; PC1; 220-240 V; incl. converter, non dimmable; light source not replaceable; control gear replaceable by an authorized professional; clank-free;

### Light distribution



### Product drawing



<sup>1</sup> RAL code <sup>2</sup> Value of containing product at full load (undimmed)  
<sup>3</sup> FIXTURE: incl. consideration of optical losses & internal control unit losses SYSTEM: incl. consideration of optical losses, internal control unit losses & operating device efficiency.

### Installation instructions



### Lighting calculator

