


UNICO L2basic

ceiling

090-1L241BWB01



Project / Type	
Notes	
Count / Date	



General

Ceiling , Surface	
white , RAL 9016 ¹	
Reflector black	
IP20	
899 lm	

LED

2700 K	
CRI ≥ 90	
L90 / 50000 h	
initial MacAdam ≤ 3 SDCM	
R _g : 101 , R _f : 91 , R _{t(1-15)} : 89	
MR 0.56	
MDER 0.51	

Optical

medium round	
beam angle 33°	
UGR ≤ 10	
PstLM ≤ 1.0 ²	
SVM ≤ 0.4 ²	

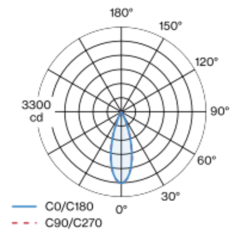
Electrical

non DIM	
220-240 V	
system 12.6 W	
system 71 lm/W ³	
PC1	

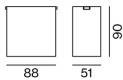
Physical

length 88 mm	
width 51 mm	
height 90 mm	
0.35 kg	

Light distribution



Product drawing



¹ RAL code ² Value of containing product at full load (undimmed)
³ FIXTURE: incl. consideration of optical losses & internal control unit losses SYSTEM: incl. consideration of optical losses, internal control unit losses & operating device efficiency.

Installation instructions



Lighting calculator



UNICO L2basic

ceiling

090-1L241BWB01



Project / Type

Notes

Count / Date

Maintenance Factors

Operating Time [h]	10 000	20 000	30 000	40 000	50 000
LLMF	0.96	0.95	0.95	0.94	0.93
LSF	1	1	1	1	1
MF	LMF × RSMF × LLMF × LSF		RSMF ^a	Room Surface Maintenance Factor	
MF	Maintenance Factor		LLMF	Lamp Lumens Maintenance Factor	
LMF ^a	Luminaire Maintenance Factor		LSF	Lamp Survival Faktor	

^a According to "CIE 97, Maintenance of indoor electric lighting systems", 2005, ISBN 3-900-734-34-8. The values must be determined by the planner.

Circuit Breaker Types

Automatic Circuit Breaker Type	Number of Fixtures
B10	48
B13	62
B16	76
B20	95
C10	81
C13	104
C16	129
C20	162

