


# UNICO L2basic

ceiling

090-1L251EBB01



Project / Type
Notes
Count / Date



### General

Ceiling , Surface
black , RAL 9005 <sup>1</sup>
Reflector black
IP20
942 lm

### LED

3000 K
CRI ≥ 90
L90 / 50000 h
initial MacAdam ≤ 3 SDCM
R <sub>g</sub> : 100 , R <sub>f</sub> : 92 , R <sub>f(1-15)</sub> : 91
MR 0.64
MDER 0.58

### Optical

medium square
beam angle 32°
UGR ≤ 10
PstLM ≤ 1.0 <sup>2</sup>
SVM ≤ 0.4 <sup>2</sup>

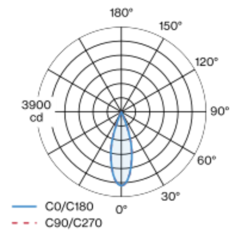
### Electrical

non DIM
220-240 V
system 12.6 W
system 75 lm/W <sup>3</sup>
PC1

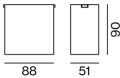
### Physical

length 88 mm
width 51 mm
height 90 mm
0.35 kg

### Light distribution



### Product drawing



<sup>1</sup> RAL code <sup>2</sup> Value of containing product at full load (undimmed)  
<sup>3</sup> FIXTURE: incl. consideration of optical losses & internal control unit losses SYSTEM: incl. consideration of optical losses, internal control unit losses & operating device efficiency.

### Installation instructions



### Lighting calculator



# UNICO L2basic

ceiling

090-1L251EBB01



Project / Type

Notes

Count / Date

## Maintenance Factors

Operating Time [h]	10 000	20 000	30 000	40 000	50 000
LLMF	0.96	0.95	0.95	0.94	0.93
LSF	1	1	1	1	1

MF

LMF × RSMF × LLMF × LSF

MF

Maintenance Factor

LMF<sup>a</sup>

Luminaire Maintenance Factor

RSMF<sup>a</sup>

Room Surface Maintenance Factor

LLMF

Lamp Lumens Maintenance Factor

LSF

Lamp Survival Faktor

<sup>a</sup> According to "CIE 97, Maintenance of indoor electric lighting systems", 2005, ISBN 3-900-734-34-8. The values must be determined by the planner.

## Circuit Breaker Types

Automatic Circuit Breaker Type	Number of Fixtures
B10	48
B13	62
B16	76
B20	95
C10	81
C13	104
C16	129
C20	162

