

UNICO L2basic

ceiling


090-1L241EGB01



Project / Type _____

Notes _____

Count / Date _____



General

Ceiling , Surface _____

grey , RAL 9006 ¹ _____

Reflector black _____

IP20 _____

884 lm _____

LED

2700 K _____

CRI ≥ 90 _____

L90 / 50000 h _____

initial MacAdam ≤ 3 SDCM _____

R_g: 101 , R_f: 91 , R_{f(1-15)}: 89 _____

MR 0.56 _____

MDER 0.51 _____

Optical

medium square _____

beam angle 32° _____

UGR ≤ 10 _____

PstLM ≤ 1.0 ² _____

SVM ≤ 0.4 ² _____

Rectangular surface mounted multi-downlight made of aluminium; luminaire housing can be attached to mounting plate without tools by interlock; converter integrated into luminaire housing; surface grey powder coated; equipped with two medium square light elements; symmetrical light distribution with precise radiation characteristic, beam angle 32°; high quality reflector with micro-faceted, aluminum-vaporised surface; Reflector black; UGR ≤ 10; passive cooling of the LEDs through improved heat sink geometry; light colour 2700 K; binning initial MacAdam ≤ 3 SDCM; CRI ≥ 90; min. 90% of luminous flux after 50000 operating hours; energy-efficient high power LEDs with very good colour rendering; degree of protection IP20; PC1; 220-240 V; incl. converter, non dimmable; light source not replaceable; control gear replaceable by an authorized professional; clank-free;

Electrical

non DIM _____

220-240 V _____

system 12.6 W _____

system 70 lm/W³ _____

PC1 _____

Physical

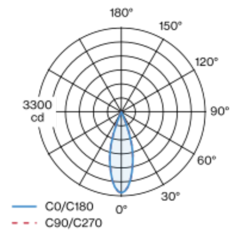
length 88 mm _____

width 51 mm _____

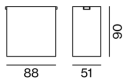
height 90 mm _____

0.35 kg _____

Light distribution



Product drawing



¹ RAL code ² Value of containing product at full load (undimmed)
³ FIXTURE: incl. consideration of optical losses & internal control unit losses SYSTEM: incl. consideration of optical losses, internal control unit losses & operating device efficiency.

Installation instructions



Lighting calculator

