

MITA square 200

trim

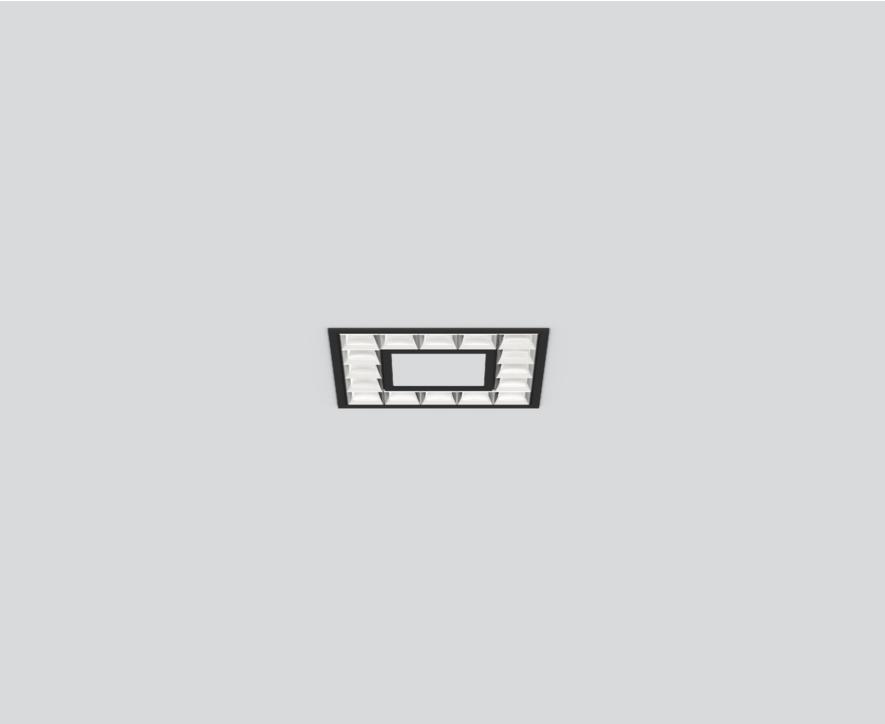
074-8314D38R



Project / Type

Notes

Count / Date



General

Ceiling , Recessed

black , RAL9005 ¹

Reflector chrome

IP20

1670 lm

LED

tunable white

2700 K - 6500 K

CRI ≥ 90

L90 / 50000 h

initial MacAdam ≤ 3 SDCM

R_g: 101 , R_f: 90 , R_{f1-15}: 88

MR 0.51

MDER 0.46

Optical

Reflector

symmetric

UGR < 19 , ≥65° <1500 cd/m²

P_{stLM} ≤ 1.0 ²

SVM ≤ 0.4 ²

Electrical

DALI-2 DT8

220-240 V

system 14.2 W

PC2

system 118 lm/W³

1 DALI Addr.

Physical

trim

length 206 mm

width 206 mm

height 43 mm

1.3 kg

Cutout

length 197 mm

width 197 mm

min. ceiling thickness 2 mm

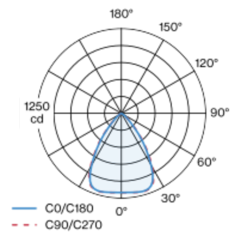
max. ceiling thickness 25 mm

recessed depth 60 mm

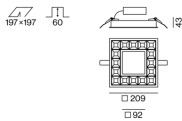
¹ RAL code ² Value of containing product at full load (undimmed)
³ incl. optical losses and the efficiency of the operating device (converter)

Square luminaire housing in die-cast aluminium; extremely slim design; recessed light with wrap around edge; suitable for ceiling thickness of 2-25 mm; surface black powder coated; blind cover to cover the cut-out available as an accessory; accessories are listed separately; light colour: tunable white diodes (2700-6500 K); binning initial MacAdam ≤ 3 SDCM; CRI ≥ 90; min. 90% of luminous flux after 50000 operating hours; energy efficient LEDs with high CRI; high gloss reflector with faceted design; Reflector chrome; UGR ≤ 19; VDU compatible workplace luminaire according to DIN EN 12464-1; luminance above 65° ≤ 1500 cd/m²; degree of protection IP20; PC2; 220-240 V; internal wiring in light halogen free; incl. DALI-2 / DT8 converter; converter wired secondary side; light source replaceable by an authorized professional; control gear replaceable by an authorized professional;

Light distribution



Product drawing



Installation instructions



Lighting calculator



MITA square 200

trim

074-8314D38R



Project / Type

Notes

Count / Date

Maintenance Factors

Operating Time [h]	10 000	20 000	30 000	40 000	50 000
LLMF	0.98	0.96	0.94	0.92	0.9
LSF	1	1	1	1	1
MF	LMF × RSMF × LLMF × LSF		RSMF ^a	Room Surface Maintenance Factor	
MF	Maintenance Factor		LLMF	Lamp Lumens Maintenance Factor	
LMF ^a	Luminaire Maintenance Factor		LSF	Lamp Survival Faktor	

^a According to "CIE 97, Maintenance of indoor electric lighting systems", 2005, ISBN 3-900-734-34-8. The values must be determined by the planner.

Circuit Breaker Types

Automatic Circuit Breaker Type	Number of Fixtures
B10	18
B13	24
B16	30
B20	38
C10	31
C13	40
C16	51
C20	63

Optical accessories

BLIND COVER square 200

COLOUR	ARTICLE NUMBER(S)
traffic white	074-8913417
jet black	074-8913418

