

# UNICO L2basic

ceiling


090-1L263BB001



Project / Type

Notes

Count / Date



### General

Ceiling , Surface

black , RAL 9005 <sup>1</sup>

Reflector chrome

IP20

1030 lm

### LED

4000 K

CRI ≥ 90

L90 / 50000 h

initial MacAdam ≤ 3 SDCM

R<sub>g</sub>: 102 , R<sub>f</sub>: 93 , R<sub>f(1-5)</sub>: 92

MR 0.81

MDER 0.74

### Optical

medium round

beam angle 33°

UGR ≤ 10

PstLM ≤ 1.0 <sup>2</sup>

SVM ≤ 0.4 <sup>2</sup>

### Electrical

DALI-2

220-240 V

system 12.6 W

system 82 lm/W<sup>3</sup>

PC1

### Physical

length 88 mm

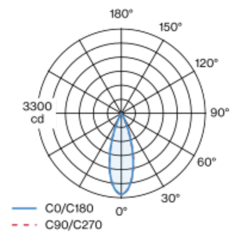
width 51 mm

height 90 mm

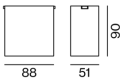
0.35 kg

Rectangular surface mounted multi-downlight made of aluminium; luminaire housing can be attached to mounting plate without tools by interlock; converter integrated into luminaire housing; surface black powder coated; equipped with two medium round light elements; symmetrical light distribution with precise radiation characteristic, beam angle 33°; high quality reflector with micro-faceted, aluminum-vaporised surface; Reflector chrome; UGR ≤ 10; passive cooling of the LEDs through improved heat sink geometry; light colour 4000 K; binning initial MacAdam ≤ 3 SDCM; CRI ≥ 90; min. 90% of luminous flux after 50000 operating hours; energy-efficient high power LEDs with very good colour rendering; degree of protection IP20; PC1; 220-240 V; incl. DALI-2 converter; light source not replaceable; control gear replaceable by an authorized professional; clank-free;

### Light distribution



### Product drawing



<sup>1</sup> RAL code <sup>2</sup> Value of containing product at full load (undimmed)  
<sup>3</sup> FIXTURE: incl. consideration of optical losses & internal control unit losses SYSTEM: incl. consideration of optical losses, internal control unit losses & operating device efficiency.

### Installation instructions



### Lighting calculator



# UNICO L2basic

ceiling

090-1L263BB001



Project / Type

Notes

Count / Date

## Maintenance Factors

| Operating Time [h] | 10 000 | 20 000 | 30 000 | 40 000 | 50 000 |
|--------------------|--------|--------|--------|--------|--------|
| LLMF               | 0.96   | 0.95   | 0.95   | 0.94   | 0.93   |
| LSF                | 1      | 1      | 1      | 1      | 1      |

|                  |                              |                   |                                 |
|------------------|------------------------------|-------------------|---------------------------------|
| MF               | LMF × RSMF × LLMF × LSF      | RSMF <sup>a</sup> | Room Surface Maintenance Factor |
| MF               | Maintenance Factor           | LLMF              | Lamp Lumens Maintenance Factor  |
| LMF <sup>a</sup> | Luminaire Maintenance Factor | LSF               | Lamp Survival Faktor            |

<sup>a</sup> According to "CIE 97, Maintenance of indoor electric lighting systems", 2005, ISBN 3-900-734-34-8. The values must be determined by the planner.

## Circuit Breaker Types

| Automatic Circuit Breaker Type | Number of Fixtures |
|--------------------------------|--------------------|
| B10                            | 45                 |
| B13                            | 59                 |
| B16                            | 72                 |
| B20                            | 90                 |
| C10                            | 77                 |
| C13                            | 100                |
| C16                            | 122                |
| C20                            | 153                |

