

DOC 360

wall


088-2720517



Project / Type

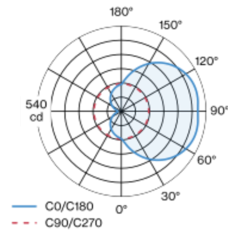
Notes

Count / Date

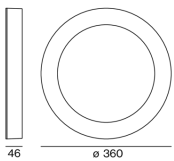


Round light fitting in die-cast aluminium; central decorative disc made of galvanized sheet steel attached by magnet; surface white powder coated; suitable for wall or ceiling mounting; opal cover for completely homogeneous illumination; with increased transmission and diffusion; light colour 3000 K; binning initial MacAdam ≤ 3 SDCM; CRI ≥ 80 ; min. 90% of luminous flux after 50000 operating hours; energy efficient LEDs with high CRI; degree of protection IP54; with pressure equalisation valve; PC1; 220-240 V; shock resistance IK09; ambient temperatures from -20°C to + 50°C; incl. converter, non dimmable; light source replaceable by an authorized professional; control gear replaceable by an authorized professional;

Light distribution



Product drawing



General

Ceiling / Wall , Surface

white , RAL 9010 ¹

IP54

IK09

2890 lm

LED

3000 K

CRI ≥ 80

L90 / 50000 h

initial MacAdam ≤ 3 SDCM

MR 0.54

MDER 0.49

Optical

opal (lambertsch)

PstLM ≤ 1.0 ²

SVM ≤ 0.4 ²

Electrical

non DIM

220-240 V

no emergency light

system 27.8 W

system 104 lm/W³

PC1

Physical

diameter 360 mm

height 46 mm

2.8 kg

¹ RAL code ² Value of containing product at full load (undimmed)
³ FIXTURE: incl. consideration of optical losses & internal control unit losses SYSTEM: incl. consideration of optical losses, internal control unit losses & operating device efficiency.

Installation instructions



DOC 360

wall

088-2720517



Project / Type

Notes

Count / Date

Maintenance Factors

Operating Time [h]	10 000	20 000	30 000	40 000	50 000
LLMF	0.98	0.95	0.93	0.91	0.9
LSF	1	1	1	1	1
MF	LMF × RSMF × LLMF × LSF		RSMF ^a	Room Surface Maintenance Factor	
MF	Maintenance Factor		LLMF	Lamp Lumens Maintenance Factor	
LMF ^a	Luminaire Maintenance Factor		LSF	Lamp Survival Faktor	

^a According to "CIE 97, Maintenance of indoor electric lighting systems", 2005, ISBN 3-900-734-34-8. The values must be determined by the planner.

Circuit Breaker Types

Automatic Circuit Breaker Type	Number of Fixtures
B10	11
B13	14
B16	17
B20	21
C10	18
C13	23
C16	28
C20	35

