


UNICO L2 basic

ceiling

090-1L253FB001



Project / Type
Notes
Count / Date



General

Ceiling , Surface
black , RAL 9005 ¹
Reflector chrome
IP20
1120 lm

LED

3000 K
CRI ≥ 90
L90 / 50000 h
initial MacAdam ≤ 3 SDCM
R _g : 100 , R _f : 92 , R _{f(1-5)} : 91
MR 0.64
MDER 0.58

Optical

flood square
beam angle 56°
UGR < 19
PstLM ≤ 1.0 ²
SVM ≤ 0.4 ²

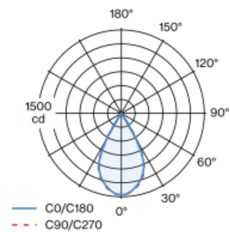
Electrical

DALI-2
220-240 V
system 12.6 W
system 89 lm/W ³
PC1

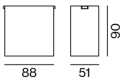
Physical

length 88 mm
width 51 mm
height 90 mm
0.35 kg

Light distribution



Product drawing



¹ RAL code ² Value of containing product at full load (undimmed)
³ FIXTURE: incl. consideration of optical losses & internal control unit losses SYSTEM: incl. consideration of optical losses, internal control unit losses & operating device efficiency.

Installation instructions



Lighting calculator



UNICO L2basic

ceiling

090-1L253FB001



Project / Type

Notes

Count / Date

Maintenance Factors

Operating Time [h]	10 000	20 000	30 000	40 000	50 000
LLMF	0.96	0.95	0.95	0.94	0.93
LSF	1	1	1	1	1
MF	LMF × RSMF × LLMF × LSF		RSMF ^a	Room Surface Maintenance Factor	
MF	Maintenance Factor		LLMF	Lamp Lumens Maintenance Factor	
LMF ^a	Luminaire Maintenance Factor		LSF	Lamp Survival Faktor	

^a According to "CIE 97, Maintenance of indoor electric lighting systems", 2005, ISBN 3-900-734-34-8. The values must be determined by the planner.

Circuit Breaker Types

Automatic Circuit Breaker Type	Number of Fixtures
B10	45
B13	59
B16	72
B20	90
C10	77
C13	100
C16	122
C20	153

