

# UNICO L3 basic

ceiling


090-1L361EW001



Project / Type

Notes

Count / Date



### General

Ceiling , Surface

white , RAL 9016 <sup>1</sup>

Reflector chrome

IP20

1520 lm

### LED

4000 K

CRI ≥ 90

L90 / 50000 h

initial MacAdam ≤ 3 SDCM

R<sub>g</sub>: 102 , R<sub>f</sub>: 93 , R<sub>f(1-5)</sub>: 92

MR 0.81

MDER 0.74

### Optical

medium square

beam angle 32°

UGR < 10

PstLM ≤ 1.0 <sup>2</sup>

SVM ≤ 0.4 <sup>2</sup>

### Electrical

non DIM

220-240 V

system 17.9 W

system 85 lm/W<sup>3</sup>

PC1

### Physical

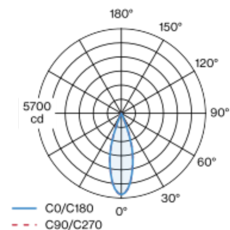
length 126 mm

width 51 mm

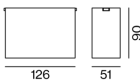
height 90 mm

0.45 kg

### Light distribution



### Product drawing



<sup>1</sup> RAL code <sup>2</sup> Value of containing product at full load (undimmed)  
<sup>3</sup> FIXTURE: incl. consideration of optical losses & internal control unit losses SYSTEM: incl. consideration of optical losses, internal control unit losses & operating device efficiency.

### Installation instructions



### Lighting calculator



# UNICO L3basic

ceiling

090-1L361EW001



Project / Type

Notes

Count / Date

### Maintenance Factors

Operating Time [h]	10 000	20 000	30 000	40 000	50 000
LLMF	0.96	0.95	0.95	0.94	0.93
LSF	1	1	1	1	1
MF	LMF × RSMF × LLMF × LSF		RSMF <sup>a</sup>	Room Surface Maintenance Factor	
MF	Maintenance Factor		LLMF	Lamp Lumens Maintenance Factor	
LMF <sup>a</sup>	Luminaire Maintenance Factor		LSF	Lamp Survival Faktor	

<sup>a</sup> According to "CIE 97, Maintenance of indoor electric lighting systems", 2005, ISBN 3-900-734-34-8. The values must be determined by the planner.

### Circuit Breaker Types

Automatic Circuit Breaker Type	Number of Fixtures
B10	42
B16	68
B20	85
C10	57
C16	91
C20	114

