

UNICO L3basic

ceiling


090-1L351B9B01



Project / Type _____

Notes _____

Count / Date _____



General

Ceiling , Surface _____

gold , RAL 260-M ¹ _____

Reflector black _____

IP20 _____

1440 lm _____

LED

3000 K _____

CRI ≥ 90 _____

L90 / 50000 h _____

initial MacAdam ≤ 3 SDCM _____

R_g: 100 , R_f: 92 , R_{f(1-5)}: 91 _____

MR 0.64 _____

MDER 0.58 _____

Optical

medium round _____

beam angle 33° _____

UGR ≤ 10 _____

PstLM ≤ 1.0 ² _____

SVM ≤ 0.4 ² _____

Rectangular surface mounted multi-downlight made of aluminium; luminaire housing can be attached to mounting plate without tools by interlock; converter integrated into luminaire housing; surface gold powder coated; equipped with three medium round light elements; symmetrical light distribution with precise radiation characteristic, beam angle 33°; high quality reflector with micro-faceted, aluminum-vaporised surface; Reflector black; UGR ≤ 10; passive cooling of the LEDs through improved heat sink geometry; light colour 3000 K; binning initial MacAdam ≤ 3 SDCM; CRI ≥ 90; min. 90% of luminous flux after 50000 operating hours; energy-efficient high power LEDs with very good colour rendering; degree of protection IP20; PC1; 220-240 V; incl. converter, non dimmable; light source not replaceable; control gear replaceable by an authorized professional; clank-free;

Electrical

non DIM _____

220-240 V _____

system 17.9 W _____

system 80 lm/W³ _____

PC1 _____

Physical

length 126 mm _____

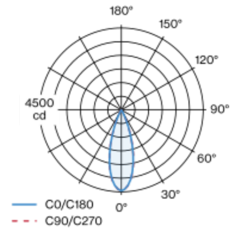
width 51 mm _____

height 90 mm _____

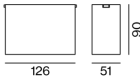
0.45 kg _____

¹ RAL code ² Value of containing product at full load (undimmed)
³ incl. consideration of optical losses, internal control unit losses & operating device efficiency

Light distribution



Product drawing



Installation instructions



Lighting calculator



UNICO L3basic

ceiling

090-1L351B9B01



Project / Type

Notes

Count / Date

Maintenance Factors

Operating Time [h]	10 000	20 000	30 000	40 000	50 000
LLMF	0.96	0.95	0.95	0.94	0.93
LSF	1	1	1	1	1
MF	LMF × RSMF × LLMF × LSF		RSMF ^a	Room Surface Maintenance Factor	
MF	Maintenance Factor		LLMF	Lamp Lumens Maintenance Factor	
LMF ^a	Luminaire Maintenance Factor		LSF	Lamp Survival Faktor	

^a According to "CIE 97, Maintenance of indoor electric lighting systems", 2005, ISBN 3-900-734-34-8. The values must be determined by the planner.

Circuit Breaker Types

Automatic Circuit Breaker Type	Number of Fixtures
B10	42
B16	68
B20	85
C10	57
C16	91
C20	114

