


UNICO L4basic

ceiling

090-1L461BB001



Project / Type
Notes
Count / Date



General

Ceiling , Surface
black , RAL 9005 ¹
Reflector chrome
IP20
1710 lm

LED

4000 K
CRI ≥ 90
L90 / 50000 h
initial MacAdam ≤ 3 SDCM
R _g : 102 , R _f : 93 , R _{f(1-15)} : 92
MR 0.81
MDER 0.74

Optical

medium round
beam angle 33°
UGR < 10
PstLM ≤ 1.0 ²
SVM ≤ 0.4 ²

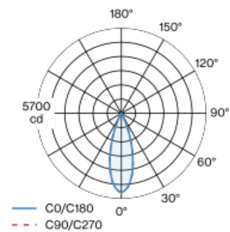
Electrical

non DIM
220-240 V
system 19.3 W
system 89 lm/W ³
PC1

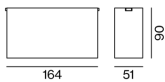
Physical

length 164 mm
width 51 mm
height 90 mm
0.55 kg

Light distribution



Product drawing



¹ RAL code ² Value of containing product at full load (undimmed)
³ FIXTURE: incl. consideration of optical losses & internal control unit losses SYSTEM: incl. consideration of optical losses, internal control unit losses & operating device efficiency.

Installation instructions



Lighting calculator



UNICO L4basic

ceiling

090-1L461BB001



Project / Type

Notes

Count / Date

Maintenance Factors

Operating Time [h]	10 000	20 000	30 000	40 000	50 000
LLMF	0.96	0.95	0.95	0.94	0.93
LSF	1	1	1	1	1

MF

MF

LMF^a

LMF × RSMF × LLMF × LSF

Maintenance Factor

Luminaire Maintenance Factor

RSMF^a

LLMF

LSF

Room Surface Maintenance Factor

Lamp Lumens Maintenance Factor

Lamp Survival Faktor

^a According to "CIE 97, Maintenance of indoor electric lighting systems", 2005, ISBN 3-900-734-34-8. The values must be determined by the planner.

Circuit Breaker Types

Automatic Circuit Breaker Type	Number of Fixtures
B10	42
B16	68
B20	85
C10	57
C16	91
C20	114

