

UNICO L3 basic

ceiling


090-1L363NG001



Project / Type _____

Notes _____

Count / Date _____



General

Ceiling , Surface _____

grey , RAL 9006 ¹ _____

Reflector chrome _____

IP20 _____

1150 lm _____

LED

4000 K _____

CRI \geq 90 _____

L90 / 50000 h _____

initial MacAdam \leq 3 SDCM _____

R_g: 102 , R_f: 93 , R_{f(15)}: 92 _____

MR 0.81 _____

MDER 0.74 _____

Optical

narrow medium round _____

beam angle 22° _____

PstLM \leq 1.0 ² _____

SVM \leq 0.4 ² _____

Electrical

DALI-2 _____

220-240 V _____

system 17.9 W _____

system 64 lm/W³ _____

PC1 _____

Physical

length 126 mm _____

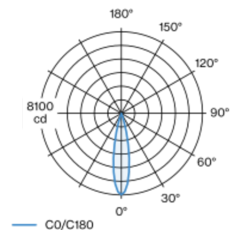
width 51 mm _____

height 90 mm _____

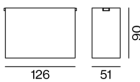
0.45 kg _____

Rectangular surface mounted multi-downlight made of aluminium; luminaire housing can be attached to mounting plate without tools by interlock; converter integrated into luminaire housing; surface grey powder coated; equipped with three narrow medium round light elements; symmetrical light distribution with precise radiation characteristic, beam angle 22°; high quality reflector with micro-faceted, aluminum-vaporised surface; Reflector chrome; passive cooling of the LEDs through improved heat sink geometry; light colour 4000 K; binning initial MacAdam \leq 3 SDCM; CRI \geq 90; min. 90% of luminous flux after 50000 operating hours; energy-efficient high power LEDs with very good colour rendering; degree of protection IP20; PC1; 220-240 V; incl. DALI-2 converter; light source not replaceable; control gear replaceable by an authorized professional; clank-free;

Light distribution



Product drawing



¹ RAL code ² Value of containing product at full load (undimmed)
³ FIXTURE: incl. consideration of optical losses & internal control unit losses SYSTEM: incl. consideration of optical losses, internal control unit losses & operating device efficiency.

Installation instructions



Lighting calculator



UNICO L3basic

ceiling

090-1L363NG001



Project / Type

Notes

Count / Date

Maintenance Factors

Operating Time [h]	10 000	20 000	30 000	40 000	50 000
LLMF	0.96	0.95	0.95	0.94	0.93
LSF	1	1	1	1	1
MF	LMF × RSMF × LLMF × LSF		RSMF ^a	Room Surface Maintenance Factor	
MF	Maintenance Factor		LLMF	Lamp Lumens Maintenance Factor	
LMF ^a	Luminaire Maintenance Factor		LSF	Lamp Survival Faktor	

^a According to "CIE 97, Maintenance of indoor electric lighting systems", 2005, ISBN 3-900-734-34-8. The values must be determined by the planner.

Circuit Breaker Types

Automatic Circuit Breaker Type	Number of Fixtures
B10	45
B13	59
B16	72
B20	90
C10	77
C13	100
C16	122
C20	153

