

UNICO Q1basic

ceiling


090-1Q151FB001



Project / Type

Notes

Count / Date



General

Ceiling , Surface

black , RAL 9005 ¹

Reflector chrome

IP20

479 lm

LED

3000 K

CRI ≥ 90

L90 / 50000 h

initial MacAdam ≤ 3 SDCM

R_g: 100 , R_f: 92 , R_{f(1-5)}: 91

MR 0.64

MDER 0.58

Optical

flood square

beam angle 56°

UGR ≤ 19 , ≥65° <3000 cd/m²

PstLM ≤ 1.0 ²

SVM ≤ 0.4 ²

Electrical

non DIM

220-240 V

system 5.7 W

system 84 lm/W³

PC1

Physical

length 51 mm

width 51 mm

height 90 mm

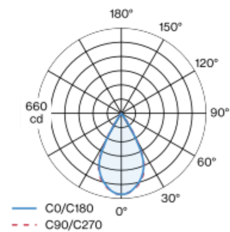
0.2 kg

¹ RAL code ² Value of containing product at full load (undimmed)

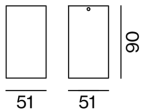
³ FIXTURE: incl. consideration of optical losses & internal control unit losses SYSTEM: incl. consideration of optical losses, internal control unit losses & operating device efficiency.

Square surface mounted multi-downlight made of aluminium; luminaire housing can be attached to mounting plate without tools by interlock; converter integrated into luminaire housing; surface black powder coated; equipped with a flood square light element; symmetrical light distribution with precise radiation characteristic, beam angle 56°; high quality reflector with micro-faceted, aluminum-vaporised surface; Reflector chrome; UGR ≤ 19; VDU compatible workplace luminaire according to DIN EN 12464-1; luminance above 65° ≤ 3000 cd/m²; passive cooling of the LEDs through improved heat sink geometry; light colour 3000 K; binning initial MacAdam ≤ 3 SDCM; CRI ≥ 90; min. 90% of luminous flux after 50000 operating hours; energy-efficient high power LEDs with very good colour rendering; degree of protection IP20; PC1; 220-240 V; incl. converter, non dimmable; light source not replaceable; control gear replaceable by an authorized professional; clank-free;

Light distribution



Product drawing



Installation instructions



Lighting calculator

