

# UNICO Q1basic

ceiling

090-1Q161BW001



Project / Type

Notes

Count / Date



### General

Ceiling , Surface

white , RAL 9016 <sup>1</sup>

Reflector chrome

IP20

426 lm

### LED

4000 K

CRI ≥ 90

L90 / 50000 h

initial MacAdam ≤ 3 SDCM

R<sub>g</sub>: 102 , R<sub>f</sub>: 93 , R<sub>f(1-5)</sub>: 92

MR 0.81

MDER 0.74

### Optical

medium round

beam angle 33°

UGR ≤ 10

PstLM ≤ 1.0 <sup>2</sup>

SVM ≤ 0.4 <sup>2</sup>

### Electrical

non DIM

220-240 V

system 5.7 W

system 75 lm/W<sup>3</sup>

PC1

### Physical

length 51 mm

width 51 mm

height 90 mm


0.2 kg

<sup>1</sup> RAL code <sup>2</sup> Value of containing product at full load (undimmed)  
<sup>3</sup> incl. consideration of optical losses, internal control unit losses & operating device efficiency

### Installation instructions

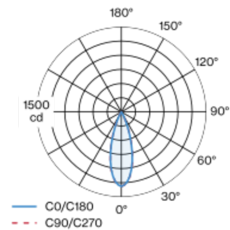


### Lighting calculator

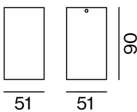


Square surface mounted multi-downlight made of aluminium; luminaire housing can be attached to mounting plate without tools by interlock; converter integrated into luminaire housing; surface white powder coated; equipped with a medium round light element; symmetrical light distribution with precise radiation characteristic, beam angle 33°; high quality reflector with micro-faceted, aluminum-vaporised surface; Reflector chrome; UGR ≤ 10; passive cooling of the LEDs through improved heat sink geometry; light colour 4000 K; binning initial MacAdam ≤ 3 SDCM; CRI ≥ 90; min. 90% of luminous flux after 50000 operating hours; energy-efficient high power LEDs with very good colour rendering; degree of protection IP20; PC1; 220-240 V; incl. converter, non dimmable; light source not replaceable; control gear replaceable by an authorized professional; clank-free;

### Light distribution



### Product drawing



# UNICO Q1basic

ceiling

090-1Q161BW001



Project / Type

Notes

Count / Date

## Maintenance Factors

Operating Time [h]	10 000	20 000	30 000	40 000	50 000
LLMF	0.96	0.95	0.95	0.94	0.93
LSF	1	1	1	1	1

MF

MF

LMF<sup>a</sup>

LMF × RSMF × LLMF × LSF

Maintenance Factor

Luminaire Maintenance Factor

RSMF<sup>a</sup>

LLMF

LSF

Room Surface Maintenance Factor

Lamp Lumens Maintenance Factor

Lamp Survival Faktor

<sup>a</sup> According to "CIE 97, Maintenance of indoor electric lighting systems", 2005, ISBN 3-900-734-34-8. The values must be determined by the planner.

## Circuit Breaker Types

Automatic Circuit Breaker Type	Number of Fixtures
B10	48
B13	62
B16	76
B20	95
C10	81
C13	104
C16	129
C20	162

