


UNICO Q4basic

ceiling

090-1Q451BWB01



Project / Type
Notes
Count / Date



General

Ceiling , Surface
white , RAL 9016 ¹
Reflector black
IP20
1600 lm

LED

3000 K
CRI ≥ 90
L90 / 50000 h
initial MacAdam ≤ 3 SDCM
R _g : 100 , R _f : 92 , R _{f(1-15)} : 91
MR 0.64
MDER 0.58

Optical

medium round
beam angle 33°
UGR ≤ 10
PstLM ≤ 1.0 ²
SVM ≤ 0.4 ²

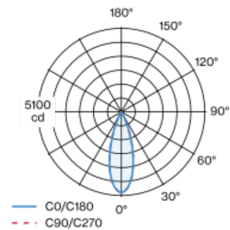
Electrical

non DIM
220-240 V
system 19.3 W
system 83 lm/W ³
PC1

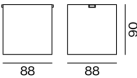
Physical

length 88 mm
width 88 mm
height 90 mm
0.5 kg

Light distribution



Product drawing



¹ RAL code ² Value of containing product at full load (undimmed)
³ FIXTURE: incl. consideration of optical losses & internal control unit losses SYSTEM: incl. consideration of optical losses, internal control unit losses & operating device efficiency.

Installation instructions



Lighting calculator



UNICO Q4 basic

ceiling

090-1Q451BWB01



Project / Type

Notes

Count / Date

Maintenance Factors

Operating Time [h]	10 000	20 000	30 000	40 000	50 000
LLMF	0.96	0.95	0.95	0.94	0.93
LSF	1	1	1	1	1
MF	LMF × RSMF × LLMF × LSF		RSMF ^a	Room Surface Maintenance Factor	
MF	Maintenance Factor		LLMF	Lamp Lumens Maintenance Factor	
LMF ^a	Luminaire Maintenance Factor		LSF	Lamp Survival Faktor	

^a According to "CIE 97, Maintenance of indoor electric lighting systems", 2005, ISBN 3-900-734-34-8. The values must be determined by the planner.

Circuit Breaker Types

Automatic Circuit Breaker Type	Number of Fixtures
B10	48
B13	62
B16	76
B20	95
C10	81
C13	104
C16	129
C20	162

