

UNICO Q4basic

ceiling


090-1Q451FBB01



Project / Type

Notes

Count / Date



General

Ceiling , Surface

black , RAL 9005 ¹

Reflector black

IP20

1870 lm

LED

3000 K

CRI ≥ 90

L90 / 50000 h

initial MacAdam ≤ 3 SDCM

R_g: 100 , R_f: 92 , R_{f(1-5)}: 91

MR 0.64

MDER 0.58

Optical

flood square

beam angle 56°

UGR < 19 , ≥65° <3000 cd/m²

PstLM ≤ 1.0 ²

SVM ≤ 0.4 ²

Electrical

non DIM

220-240 V

system 19.3 W

system 97 lm/W³

PC1

Physical

length 88 mm

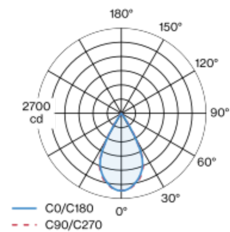
width 88 mm

height 90 mm

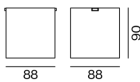
0.5 kg

Square surface mounted multi-downlight made of aluminium; luminaire housing can be attached to mounting plate without tools by interlock; converter integrated into luminaire housing; surface black powder coated; equipped with four flood square light elements; symmetrical light distribution with precise radiation characteristic, beam angle 56°; high quality reflector with micro-faceted, aluminum-vaporised surface; Reflector black; UGR ≤ 19; VDU compatible workplace luminaire according to DIN EN 12464-1; luminance above 65° ≤ 3000 cd/m²; passive cooling of the LEDs through improved heat sink geometry; light colour 3000 K; binning initial MacAdam ≤ 3 SDCM; CRI ≥ 90; min. 90% of luminous flux after 50000 operating hours; energy-efficient high power LEDs with very good colour rendering; degree of protection IP20; PC1; 220-240 V; incl. converter, non dimmable; light source not replaceable; control gear replaceable by an authorized professional; clank-free;

Light distribution



Product drawing



¹ RAL code ² Value of containing product at full load (undimmed)
³ FIXTURE: incl. consideration of optical losses & internal control unit losses SYSTEM: incl. consideration of optical losses, internal control unit losses & operating device efficiency.

Installation instructions



Lighting calculator



UNICO Q4basic

ceiling

090-1Q451FBB01



Project / Type

Notes

Count / Date

Maintenance Factors

Operating Time [h]	10 000	20 000	30 000	40 000	50 000
LLMF	0.96	0.95	0.95	0.94	0.93
LSF	1	1	1	1	1

MF

LMF × RSMF × LLMF × LSF

MF

Maintenance Factor

LMF^a

Luminaire Maintenance Factor

RSMF^a

Room Surface Maintenance Factor

LLMF

Lamp Lumens Maintenance Factor

LSF

Lamp Survival Faktor

^a According to "CIE 97, Maintenance of indoor electric lighting systems", 2005, ISBN 3-900-734-34-8. The values must be determined by the planner.

Circuit Breaker Types

Automatic Circuit Breaker Type	Number of Fixtures
B10	48
B13	62
B16	76
B20	95
C10	81
C13	104
C16	129
C20	162

