

UNICO wall 1 lamp

trimless

090-6L163UB001 090-7L20100

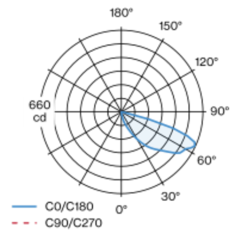


Project / Type	
Notes	
Count / Date	

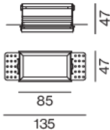
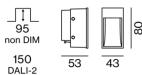


Rectangular wall recessed luminaire made from aluminium; surface black; installation without tools in mounting set due to patented ball catch system; rectangular installation housing; for trimless installation; suitable for wall thickness of 12.5/15/20/25 mm; incl. external converter; high quality reflector with micro-faceted, aluminum-vaporised surface; asymmetrical light distribution with precise radiation characteristic; installation optionally for floor or ceiling illumination; passive cooling of the LEDs through improved heat sink geometry; light colour 4000 K; binning initial MacAdam ≤ 3 SDCM; CRI ≥ 90 ; min. 90% of luminous flux after 50000 operating hours; energy-efficient high power LEDs with very good colour rendering; degree of protection IP20; PC2; 220-240 V; incl. DALI-2 converter; light source not replaceable; control gear replaceable by an authorized professional;

Light distribution



Product drawing



General

Wall , Recessed	
black , RAL 9005 ¹	
IP20	
562 lm	

LED

4000 K	
CRI ≥ 90	
L90 / 50000 h	
initial MacAdam ≤ 3 SDCM	
R _g : 102 , R _f : 93 , R ₍₁₋₁₅₎ : 92	
MR 0.81	
MDER 0.74	

Optical

asymmetric	
beam angle 148°	
PstLM ≤ 1.0 ²	
SVM ≤ 0.4 ²	

Electrical

DALI-2	
220-240 V	
system 9.9 W	
system 57 lm/W ³	
PC2	

Physical

length 50 mm	
width 47 mm	
height 131 mm	
0.14 kg	

Cutout

length 90 mm	
width 50 mm	
recessed depth 150 mm	

¹ RAL code ² Value of containing product at full load (undimmed)
³ FIXTURE: incl. consideration of optical losses & internal control unit losses SYSTEM: incl. consideration of optical losses, internal control unit losses & operating device efficiency.

Installation instructions



UNICO wall 1 lamp

trimless

090-6L163UB001 090-7L20100



Project / Type

Notes

Count / Date

Maintenance Factors

Operating Time [h]	10 000	20 000	30 000	40 000	50 000
LLMF	0.96	0.95	0.95	0.94	0.93
LSF	1	1	1	1	1
MF	LMF × RSMF × LLMF × LSF		RSMF ^a	Room Surface Maintenance Factor	
MF	Maintenance Factor		LLMF	Lamp Lumens Maintenance Factor	
LMF ^a	Luminaire Maintenance Factor		LSF	Lamp Survival Faktor	

^a According to "CIE 97, Maintenance of indoor electric lighting systems", 2005, ISBN 3-900-734-34-8. The values must be determined by the planner.

Circuit Breaker Types

Automatic Circuit Breaker Type	Number of Fixtures
B10	48
B13	62
B16	76
B20	95
C10	81
C13	104
C16	129
C20	162

Components

MOUNTING SET trimless

TYPE	L-W-H (MM)	ARTICLE NUMBER(S)
for installation in plasterboard ceilings 12.5/15/20/25 mm	85-47-47	090-7L20100



Mounting accessories

PRIMED CONCRETE MOUNTING HOUSING

L-W-H (MM)	ARTICLE NUMBER(S)
240-400-130	052-1914320

