

UNICO Q9 basic

ceiling


090-1Q961BG001



Project / Type

Notes

Count / Date



General

Ceiling , Surface

grey , RAL 9006 ¹

Reflector chrome

IP20

3190 lm

LED

4000 K

CRI ≥ 90

L90 / 50000 h

initial MacAdam ≤ 3 SDCM

R_g: 102 , R_f: 93 , R_{f(1-15)}: 92

MR 0.81

MDER 0.74

Optical

medium round

beam angle 33°

UGR ≤ 10

PstLM ≤ 1.0 ²

SVM ≤ 0.4 ²

Electrical

non DIM

220-240 V

system 34 W

system 94 lm/W³

PC1

Physical

length 126 mm

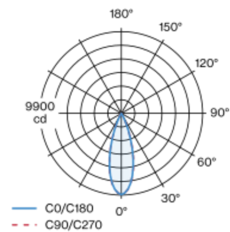
width 126 mm

height 90 mm

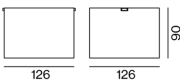
0.75 kg

Square surface mounted multi-downlight made of aluminium; luminaire housing can be attached to mounting plate without tools by interlock; converter integrated into luminaire housing; surface grey powder coated; equipped with nine medium round light elements; symmetrical light distribution with precise radiation characteristic, beam angle 33°; high quality reflector with micro-faceted, aluminum-vaporised surface; Reflector chrome; UGR ≤ 10; passive cooling of the LEDs through improved heat sink geometry; light colour 4000 K; binning initial MacAdam ≤ 3 SDCM; CRI ≥ 90; min. 90% of luminous flux after 50000 operating hours; energy-efficient high power LEDs with very good colour rendering; degree of protection IP20; PC1; 220-240 V; incl. converter, non dimmable; light source not replaceable; control gear replaceable by an authorized professional; clank-free;

Light distribution



Product drawing



¹ RAL code ² Value of containing product at full load (undimmed)
³ incl. consideration of optical losses, internal control unit losses & operating device efficiency

Installation instructions



Lighting calculator



UNICO Q9 basic

ceiling

090-1Q961BG001



Project / Type

Notes

Count / Date

Maintenance Factors

| Operating Time [h] | 10 000 | 20 000 | 30 000 | 40 000 | 50 000 |
|--------------------|------------------------------|--------|-------------------|---------------------------------|--------|
| LLMF | 0.96 | 0.95 | 0.95 | 0.94 | 0.93 |
| LSF | 1 | 1 | 1 | 1 | 1 |
| MF | LMF × RSMF × LLMF × LSF | | RSMF ^a | Room Surface Maintenance Factor | |
| MF | Maintenance Factor | | LLMF | Lamp Lumens Maintenance Factor | |
| LMF ^a | Luminaire Maintenance Factor | | LSF | Lamp Survival Faktor | |

^a According to "CIE 97, Maintenance of indoor electric lighting systems", 2005, ISBN 3-900-734-34-8. The values must be determined by the planner.

Circuit Breaker Types

| Automatic Circuit Breaker Type | Number of Fixtures |
|--------------------------------|--------------------|
| B10 | 48 |
| B13 | 62 |
| B16 | 76 |
| B20 | 95 |
| C10 | 81 |
| C13 | 104 |
| C16 | 129 |
| C20 | 162 |

