

# UNICO wall 2 lamps

trim


090-6L263UB001 090-7Q4020B



Project / Type

Notes

Count / Date



## General

Wall , Recessed

black , RAL 9005 <sup>1</sup>

jet black

IP20

1070 lm

## LED

4000 K

CRI  $\geq$  90

L80 / 50000 h

initial MacAdam  $\leq$  3 SDCM

R<sub>g</sub>: 102 , R<sub>f</sub>: 93 , R<sub>f(1-15)</sub>: 92

MR 0.81

MDER 0.74

## Optical

asymmetric

beam angle 148°

PstLM  $\leq$  1.0 <sup>2</sup>

SVM  $\leq$  0.4 <sup>2</sup>

## Electrical

DALI-2

220-240 V

system 17.3 W

system 62 lm/W<sup>3</sup>

PC2

## Physical

trim

length 80 mm

width 53 mm

height 80 mm

0.08 kg

## Cutout

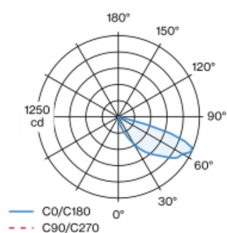
length 90 mm

width 90 mm

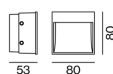
recessed depth 110 mm

Square wall recessed luminaire made from aluminium; surface black; installation without tools in mounting set due to patented ball catch system; square installation housing; with trim jet black; suitable for wall thickness of 2-25 mm; incl. external converter; high quality reflector with micro-faceted, aluminum-vaporised surface; asymmetrical light distribution with precise radiation characteristic; installation optionally for floor or ceiling illumination; passive cooling of the LEDs through improved heat sink geometry; light colour 4000 K; binning initial MacAdam  $\leq$  3 SDCM; CRI  $\geq$  90; min. 80% of luminous flux after 50000 operating hours; energy-efficient high power LEDs with very good colour rendering; degree of protection IP20; PC2; 220-240 V; incl. DALI-2 converter; light source not replaceable; control gear replaceable by an authorized professional;

## Light distribution



## Product drawing



<sup>1</sup> RAL code <sup>2</sup> Value of containing product at full load (undimmed)

<sup>3</sup> FIXTURE: incl. consideration of optical losses & internal control unit losses SYSTEM: incl. consideration of optical losses, internal control unit losses & operating device efficiency.

## Installation instructions



# UNICO wall 2 lamps

trim

090-6L263UB001 090-7Q4020B



Project / Type

Notes

Count / Date

## Maintenance Factors

Operating Time [h]	10 000	20 000	30 000	40 000	50 000
LLMF	0.94	0.91	0.89	0.87	0.84
LSF	1	1	1	1	1
MF	LMF × RSMF × LLMF × LSF		RSMF <sup>a</sup>	Room Surface Maintenance Factor	
MF	Maintenance Factor		LLMF	Lamp Lumens Maintenance Factor	
LMF <sup>a</sup>	Luminaire Maintenance Factor		LSF	Lamp Survival Faktor	

<sup>a</sup> According to "CIE 97, Maintenance of indoor electric lighting systems", 2005, ISBN 3-900-734-34-8. The values must be determined by the planner.

## Circuit Breaker Types

Automatic Circuit Breaker Type	Number of Fixtures
B10	48
B13	62
B16	76
B20	95
C10	81
C13	104
C16	129
C20	162

## Components

### MOUNTING SET with trim

TYPE	COLOUR	L-W-H (MM)	ARTICLE NUMBER(S)
for intermediate ceilings	jet black	101-101-30	090-7Q4020B



## Mounting accessories

### PRIMED CONCRETE MOUNTING HOUSING

L-W-H (MM)	ARTICLE NUMBER(S)
240-400-130	052-1914320

