

# UNICO L3basic

trim


090-7L343C0B21 090-7L3020W



Project / Type

Notes

Count / Date



### General

Ceiling , Recessed

black reflector , RAL 9016 <sup>1</sup>

Mounting set traffic white

IP20

913 lm

### LED

2700 K

CRI ≥ 90

L90 / 50000 h

initial MacAdam ≤ 3 SDCM

R<sub>g</sub>: 101 , R<sub>f</sub>: 91 , R<sub>t(1-15)</sub>: 89

MR 0.56

MDER 0.51

### Optical

flood round

beam angle 49°

UGR < 16 , ≥65° <3000 cd/m<sup>2</sup>

PstLM ≤ 1.0 <sup>2</sup>

SVM ≤ 0.4 <sup>2</sup>

### Electrical

DALI-2

220-240 V

system 9.8 W

system 93 lm/W<sup>3</sup>

PC2

### Physical

trim

length 138 mm

width 63 mm

height 51 mm

0.38 kg

### Cutout

length 130 mm

width 50 mm

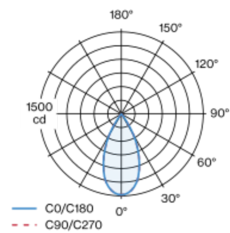
min. ceiling thickness 2 mm

max. ceiling thickness 25 mm

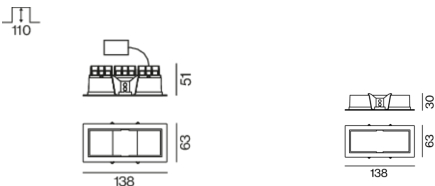
recessed depth 110 mm

Rectangular recessed multi-downlight made of die-cast aluminium; installation without tools in mounting set due to patented ball catch system; rectangular installation housing; with trim traffic white; suitable for ceiling thickness of 2-25 mm; equipped with three flood round light elements; symmetrical light distribution with precise radiation characteristic, beam angle 49°; high quality reflector with micro-faceted, aluminum-vaporised surface; black reflector; UGR ≤ 16; VDU compatible workplace luminaire according to DIN EN 12464-1; luminance above 65° ≤ 3000 cd/m<sup>2</sup>; passive cooling of the LEDs through improved heat sink geometry; light colour 2700 K; binning initial MacAdam ≤ 3 SDCM; CRI ≥ 90; min. 90% of luminous flux after 50000 operating hours; energy-efficient high power LEDs with very good colour rendering; degree of protection IP20; PC2; 220-240 V; incl. DALI-2 converter; through wiring connection box, 3-pole or 5-pole, available as an accessory; accessories are listed separately; light source not replaceable; control gear replaceable by an authorized professional; clank-free;

### Light distribution



### Product drawing



<sup>1</sup> RAL code <sup>2</sup> Value of containing product at full load (undimmed)  
<sup>3</sup> FIXTURE: incl. consideration of optical losses & internal control unit losses SYSTEM: incl. consideration of optical losses, internal control unit losses & operating device efficiency.

### Installation instructions



### Lighting calculator

