


# UNICO L3 basic

trim

090-7L363G0B21 090-7L3020W



Project / Type	
Notes	
Count / Date	



## General

Ceiling , Recessed
black reflector , RAL 9016 <sup>1</sup>
Mounting set traffic white
IP20
1090 lm

## LED

4000 K
CRI ≥ 90
L90 / 50000 h
initial MacAdam ≤ 3 SDCM
R <sub>g</sub> : 102 , R <sub>f</sub> : 93 , R <sub>f(1-15)</sub> : 92
MR 0.81
MDER 0.74

## Optical

wide flood square
beam angle 71°
≥65° <3000 cd/m <sup>2</sup>
PstLM ≤ 1.0 <sup>2</sup>
SVM ≤ 0.4 <sup>2</sup>

## Electrical

DALI-2
220-240 V
system 9.8 W
system 111 lm/W <sup>3</sup>
PC2

## Physical

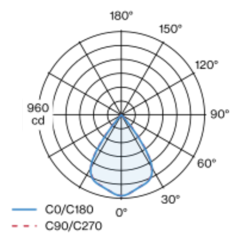
trim
length 138 mm
width 63 mm
height 51 mm
0.38 kg

## Cutout

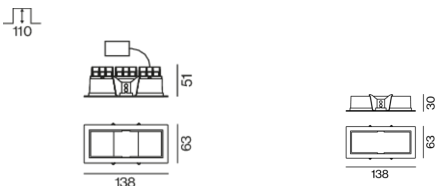
length 130 mm
width 50 mm
min. ceiling thickness 2 mm
max. ceiling thickness 25 mm
recessed depth 110 mm

Rectangular recessed multi-downlight made of die-cast aluminium; installation without tools in mounting set due to patented ball catch system; rectangular installation housing; with trim traffic white; suitable for ceiling thickness of 2-25 mm; equipped with three wide flood square light elements; symmetrical light distribution with precise radiation characteristic, beam angle 71°; high quality reflector with micro-faceted, aluminum-vaporised surface; black reflector; passive cooling of the LEDs through improved heat sink geometry; light colour 4000 K; binning initial MacAdam ≤ 3 SDCM; CRI ≥ 90; min. 90% of luminous flux after 50000 operating hours; energy-efficient high power LEDs with very good colour rendering; degree of protection IP20; PC2; 220-240 V; incl. DALI-2 converter; through wiring connection box, 3-pole or 5-pole, available as an accessory; accessories are listed separately; light source not replaceable; control gear replaceable by an authorized professional; clank-free;

## Light distribution



## Product drawing



<sup>1</sup> RAL code <sup>2</sup> Value of containing product at full load (undimmed)  
<sup>3</sup> incl. consideration of optical losses, internal control unit losses & operating device efficiency

## Installation instructions



## Lighting calculator

