

UNICO L3basic

trimless


090-7L351B0B21 090-7L30100



Project / Type

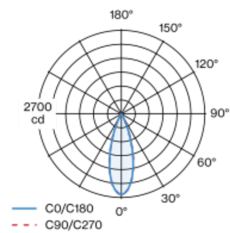
Notes

Count / Date

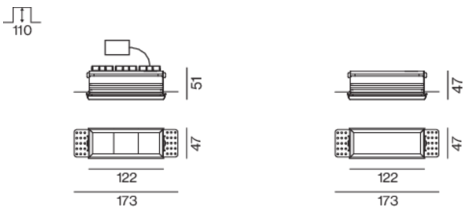


Rectangular recessed multi-downlight made of die-cast aluminium; installation without tools in mounting set due to patented ball catch system; rectangular installation housing; for trimless installation in plasterboard ceilings; suitable for ceiling thickness of 12.5/15/20/25 mm; equipped with three medium round light elements; symmetrical light distribution with precise radiation characteristic, beam angle 33°; high quality reflector with micro-faceted, aluminum-vaporised surface; black reflector; UGR ≤ 10; VDU compatible workplace luminaire according to DIN EN 12464-1; luminance above 65° ≤ 3000 cd/m²; passive cooling of the LEDs through improved heat sink geometry; light colour 3000 K; binning initial MacAdam ≤ 3 SDCM; CRI ≥ 90; min. 90% of luminous flux after 50000 operating hours; energy-efficient high power LEDs with very good colour rendering; degree of protection IP20; PC2; 220-240 V; incl. converter, non dimmable; through wiring connection box, 3-pole or 5-pole, available as an accessory; accessories are listed separately; light source not replaceable; control gear replaceable by an authorized professional; clank-free;

Light distribution



Product drawing



General

Ceiling , Recessed

black reflector

IP20

847 lm

LED

3000 K

CRI ≥ 90

L90 / 50000 h

initial MacAdam ≤ 3 SDCM

R_g: 100 , R_f: 92 , R₍₁₋₁₅₎: 91

MR 0.64

MDER 0.58

Optical

medium round

beam angle 33°

UGR < 10 , ≥65° <3000 cd/m²

PstLM ≤ 1.0 ¹

SVM ≤ 0.4 ¹

Electrical

non DIM

220-240 V

system 9.8 W

system 86 lm/W²

PC2

Physical

trimless

length 122 mm

width 47 mm

height 51 mm

0.47 kg

Cutout

length 130 mm

width 50 mm

min. ceiling thickness 12.5 mm

max. ceiling thickness 25 mm

recessed depth 110 mm

¹ Value of containing product at full load (undimmed)
² FIXTURE: incl. consideration of optical losses & internal control unit losses SYSTEM: incl. consideration of optical losses, internal control unit losses & operating device efficiency.

Installation instructions



Lighting calculator



UNICO L3 basic

trimless

090-7L351B0B21 090-7L30100



Project / Type

Notes

Count / Date

Maintenance Factors

| Operating Time [h] | 10 000 | 20 000 | 30 000 | 40 000 | 50 000 |
|--------------------|------------------------------|--------|---|--------|--------|
| LLMF | 0.96 | 0.95 | 0.95 | 0.94 | 0.93 |
| LSF | 1 | 1 | 1 | 1 | 1 |
| MF | LMF × RSMF × LLMF × LSF | | RSMF ^a Room Surface Maintenance Factor | | |
| MF | Maintenance Factor | | LLMF Lamp Lumens Maintenance Factor | | |
| LMF ^a | Luminaire Maintenance Factor | | LSF Lamp Survival Faktor | | |

^a According to "CIE 97, Maintenance of indoor electric lighting systems", 2005, ISBN 3-900-734-34-8. The values must be determined by the planner.

Circuit Breaker Types

| Automatic Circuit Breaker Type | Number of Fixtures |
|--------------------------------|--------------------|
| B10 | 31 |
| B13 | 40 |
| B16 | 50 |
| B20 | 62 |
| B25 | 78 |
| C10 | 52 |
| C13 | 67 |
| C16 | 85 |
| C20 | 104 |
| C25 | 130 |

Components

MOUNTING SET trimless

| TYPE | L-W-H (MM) | ARTICLE NUMBER(S) |
|--|------------|-------------------|
| for installation in plasterboard ceilings 12.5/15/20/25 mm | 122-47-47 | 090-7L30100 |



Mounting accessories

MOUNTING SET trimless

| TYPE | L-W-H (MM) | ARTICLE NUMBER(S) |
|--|------------|-------------------|
| for installation in plasterboard ceilings 12.5/15/20/25 mm | 122-47-47 | 090-7L30100 |



Mounting accessories

THROUGH WIRING CONNECTION BOX

| TYPE | L-W-H (MM) | ARTICLE NUMBER(S) |
|--|------------|-------------------|
| non DIM cable ø 4 – 12 mm, Linect®-Ready | 105-58-30 | 005-2531110 |
| DALI cable ø 4 – 12 mm, Linect®-Ready | 105-58-30 | 005-2551110 |

