




Project / Type

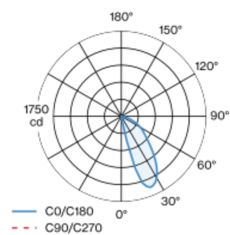
Notes

Count / Date

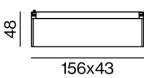


Linear light inset made of aluminium; surface anodised black; light inset can be installed and moved without tools by means of magnetic holders+locking; flush with profile system; power supplied via MOVE IT system track profile; hot plug protection; equipped with four wallwasher light elements; asymmetrical light distribution with precise radiation characteristic; high quality reflector with micro-faceted, aluminum-vaporised surface; Reflector chrome; passive cooling of the LEDs through improved heat sink geometry; light colour 4000 K; binning initial MacAdam ≤ 3 SDCM; CRI ≥ 90 ; min. 80% of luminous flux after 50000 operating hours; energy-efficient high power LEDs with very good colour rendering; degree of protection IP20; PC3; 48 V; DALI single control; flicker-free visual comfort through analogue current control (minimum value 1%); light source not replaceable; NOT suitable for MOVE IT 45 set;

Light distribution



Product drawing



General

Ceiling , Track

black , RAL 9005 ¹

Reflector chrome

IP20

1260 lm

optical inset 109 lm/W²

LED

4000 K

CRI ≥ 90

L80 / 50000 h

initial MacAdam ≤ 3 SDCM

R_g: 102 , R_f: 93 , R_{f(-15)}: 92

MR 0.81

MDER 0.74

Optical

wallwasher

PstLM ≤ 1.0 ³

SVM ≤ 0.4 ³

Electrical

DALI-2

48 V

fixture 13.6 W

fixture 93 lm/W⁴

optical inset 11.5 W

PC3

1 DALI Addr.

Physical

length 156 mm

width 43 mm

height 48 mm

0.4 kg

¹ RAL code

² OPTICAL INSET: incl. consideration of optical losses

³ Value of containing product at full load (undimmed)

⁴ FIXTURE: incl. consideration of optical losses & internal control unit losses SYSTEM: incl. consideration of optical losses, internal control unit losses & operating device efficiency.

Installation instructions



Lighting calculator

