


UNICO Q9 basic

trimless

090-7Q953F0B21 090-7Q90100

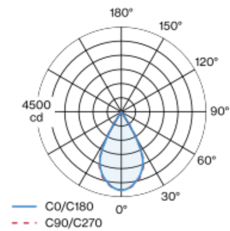


Project / Type
Notes
Count / Date

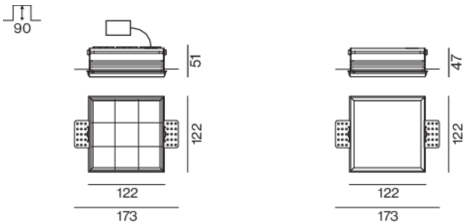


Square recessed multi-downlight made of die-cast aluminium; installation without tools in mounting set due to patented ball catch system; square installation housing; for trimless installation in plasterboard ceilings; suitable for ceiling thickness of 12.5/15/20/25 mm; equipped with nine flood square light elements; symmetrical light distribution with precise radiation characteristic, beam angle 56°; high quality reflector with micro-faceted, aluminum-vaporised surface; black reflector; UGR ≤ 19; VDU compatible workplace luminaire according to DIN EN 12464-1; luminance above 65° ≤ 3000 cd/m²; passive cooling of the LEDs through improved heat sink geometry; light colour 3000 K; binning initial MacAdam ≤ 3 SDCM; CRI ≥ 90; min. 90% of luminous flux after 50000 operating hours; energy-efficient high power LEDs with very good colour rendering; degree of protection IP20; PC2; 220-240 V; incl. DALI-2 converter; through wiring connection box, 3-pole or 5-pole, available as an accessory; accessories are listed separately; light source not replaceable; control gear replaceable by an authorized professional; clank-free;

Light distribution



Product drawing



General

Ceiling , Recessed
black reflector
IP20
3160 lm

LED

3000 K
CRI ≥ 90
L90 / 50000 h
initial MacAdam ≤ 3 SDCM
R _g : 100 , R _f : 92 , R ₍₁₋₁₅₎ : 91
MR 0.64
MDER 0.58

Optical

flood square
beam angle 56°
UGR < 19 , ≥65° <3000 cd/m²
PstLM ≤ 1.0 ¹
SVM ≤ 0.4 ¹

Electrical

DALI-2
220-240 V
system 29.9 W
system 106 lm/W ²
PC2

Physical

trimless
length 122 mm
width 122 mm
height 51 mm
0.83 kg

Cutout

length 130 mm
width 130 mm
min. ceiling thickness 12.5 mm
max. ceiling thickness 25 mm
recessed depth 90 mm

¹ Value of containing product at full load (undimmed)
² FIXTURE: incl. consideration of optical losses & internal control unit losses SYSTEM: incl. consideration of optical losses, internal control unit losses & operating device efficiency.

Installation instructions



Lighting calculator

