

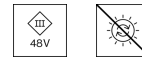

# L4

MOVE IT 45

090-9L4D3AB002



Project / Type
Notes
Count / Date



## General

Ceiling , Track
black , RAL9005 <sup>1</sup>
Reflector chrome
IP20
745 lm

## LED

tunable white
2700 K - 5000 K
CRI ≥ 80
L80 / 50000 h
initial MacAdam ≤ 3 SDCM
MR 0.55
MDER 0.5

## Optical

wallwasher
PstLM ≤ 1.0 <sup>2</sup>
SVM ≤ 0.4 <sup>2</sup>

## Electrical

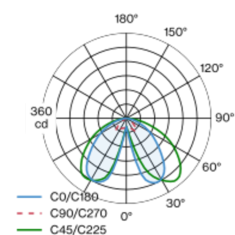
DALI-2 DT8
system 10.1 W
PC3 48V
system 74 lm/W <sup>3</sup>
1 DALI Addr.

## Physical

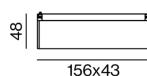
length 156 mm
width 43 mm
height 48 mm
0.4 kg

Linear light inset made of aluminium; surface anodised black; light inset can be installed and moved without tools by means of magnetic holders+locking; flush with profile system; power supplied via MOVE IT system track profile; hot plug protection; equipped with two wallwasher light elements 180° + two wallwasher light elements 0°; asymmetrical light distribution with precise radiation characteristic; high quality reflector with micro-faceted, aluminum-vaporised surface; Reflector chrome; passive cooling of the LEDs through improved heat sink geometry; light colour: tunable white diodes (2700-5000 K); binning initial MacAdam ≤ 3 SDCM; CRI ≥ 80; min. 80% of luminous flux after 50000 operating hours; energy-efficient high power LEDs with very good colour rendering; degree of protection IP20; PC3 48V; DALI single control; flicker-free visual comfort through analogue current control (minimum value 1%); light source not replaceable; NOT suitable for MOVE IT 45 set;

## Light distribution



## Product drawing



<sup>1</sup> RAL code <sup>2</sup> Value of containing product at full load (undimmed)  
<sup>3</sup> incl. optical losses and the efficiency of the operating device (converter)

## Installation instructions



## Lighting calculator

