

UNICO Q9 basic

trim

090-7Q943W0B21 090-7Q9020B



Project / Type

Notes

Count / Date



General

Ceiling , Recessed
black reflector , RAL 9005 ¹
Mounting set jet black
IP20
2690 lm

LED

2700 K
CRI ≥ 90
L90 / 50000 h
initial MacAdam ≤ 3 SDCM
R_g: 101 , R_f: 91 , R₍₁₋₁₅₎: 89
MR 0.56
MDER 0.51

Optical

wallwasher floor
PstLM ≤ 1.0 ²
SVM ≤ 0.4 ²

Electrical

DALI-2
220-240 V
system 29.9 W
system 90 lm/W³
PC2

Physical

trim
length 138 mm
width 138 mm
height 51 mm
0.71 kg

Cutout


length 130 mm
width 130 mm
min. ceiling thickness 2 mm
max. ceiling thickness 25 mm
recessed depth 90 mm

¹ RAL code ² Value of containing product at full load (undimmed)
³ FIXTURE: incl. consideration of optical losses & internal control unit losses
SYSTEM: incl. consideration of optical losses, internal control unit losses & operating device efficiency.

Installation instructions

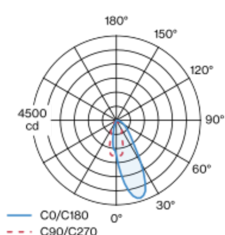


Lighting calculator

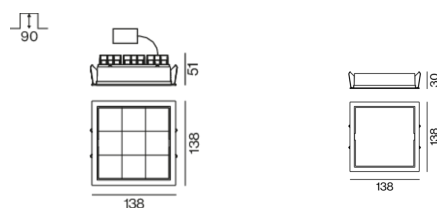


Square recessed multi-downlight made of die-cast aluminium; installation without tools in mounting set due to patented ball catch system; square installation housing; with trim jet black; suitable for ceiling thickness of 2-25 mm; equipped with nine wallwasher floor light elements; asymmetrical light distribution with precise radiation characteristic; high quality reflector with micro-faceted, aluminum-vaporised surface; black reflector; passive cooling of the LEDs through improved heat sink geometry; light colour 2700 K; binning initial MacAdam ≤ 3 SDCM; CRI ≥ 90 ; min. 90% of luminous flux after 50000 operating hours; energy-efficient high power LEDs with very good colour rendering; degree of protection IP20; PC2; 220-240 V; incl. DALI-2 converter; through wiring connection box, 3-pole or 5-pole, available as an accessory; accessories are listed separately; light source not replaceable; control gear replaceable by an authorized professional; clank-free;

Light distribution



Product drawing



UNICO Q9 basic

trim

090-7Q943W0B21 090-7Q9020B



Project / Type

Notes

Count / Date

Maintenance Factors

Operating Time [h]	10 000	20 000	30 000	40 000	50 000
LLMF	0.96	0.95	0.95	0.94	0.93
LSF	1	1	1	1	1
MF	LMF × RSMF × LLMF × LSF		RSMF ^a Room Surface Maintenance Factor		
MF	Maintenance Factor		LLMF Lamp Lumens Maintenance Factor		
LMF ^a	Luminaire Maintenance Factor		LSF Lamp Survival Faktor		

^a According to "CIE 97, Maintenance of indoor electric lighting systems", 2005, ISBN 3-900-734-34-8. The values must be determined by the planner.

Circuit Breaker Types

Automatic Circuit Breaker Type	Number of Fixtures
B10	37
B16	60
C10	37
C16	60

Components

MOUNTING SET with trim

TYPE	COLOUR	L-W-H (MM)	ARTICLE NUMBER(S)
for intermediate ceilings	jet black	138-138-30	090-7Q9020B



Mounting accessories

MOUNTING SET with trim

TYPE	COLOUR	L-W-H (MM)	ARTICLE NUMBER(S)
for intermediate ceilings	jet black	138-138-30	090-7Q9020B



Mounting accessories

THROUGH WIRING CONNECTION BOX

TYPE	L-W-H (MM)	ARTICLE NUMBER(S)
non DIM cable ø 4 – 12 mm, Linect®-Ready	105-58-30	005-2531110
DALI cable ø 4 – 12 mm, Linect®-Ready	105-58-30	005-2551110

